



Experts For
Kitchen Appliances

Calmbee-usa.com



PRODUCT
COLLECTIONS



CALMBEE
U S A



300,000 m²
FACTORY SPACE

3,000
EMPLOYEES

6
PRODUCTION BASE

3.5 Billions USD
TURNOVER

Quality and innovation are the two essential elements that make Calmbec well known among our royal customers all over the world, and at the same time also the two elements that keep Calmbec alive and grow during the past 42 years.

With more than 42 years in gas appliances industries, we are professional and able to provide services including designing, prototyping, testing, and manufacturing of products, and that will help our customers get shorter time and higher cost efficiency on their product line-ups and market strategies.



CALMBEE
U S A

■ Corporate Value:

Sincerity, Passion, Concentration ,
Creation ,Progress, Participation.

■ Corporate Philosophy:

Specialization makes classics;
Innovation leads the future.

■ Corporate Mission:

Bring "Homemade Happiness" to global users.



■ DESIGN PHILOSOPHY & AWARDS

Calmbee believes that real product design innovation can be best achieved through cross field design cooperation with creative talents and designers who do not necessarily belong to the kitchen appliance industry. It is precisely for this reason that Calmbee constantly researches and sources cross-field product design cooperation with some of the world's most renown designers and creative talents from Italy, Switzerland, UK, US, France etc, who work closely in cooperation with Calmbee's own product design team.

KEY FEATURES

PRODUCT ADVANTAGES

Highlights

Ultra-scratch-resistant Glass

Precise Temperature Control APP

Range Hood and Stove Linkage

ULTRA-SCRATCH-RESISTANT GLASS

Unrivalled durability,
Impervious to all scratches,
Repelling grease and fingerprints, effortless clean



RANGE HOOD AND STOVE LINKAGE

The temperature monitoring function of the APP allows real-time monitoring of the dishes temperature through the mobile APP.

The induction cooker will automatically control the temperature and achieve constant temperature cooking and low-temperature slow cooking once reaching the set temperature.

PRECISE TEMPERATURE CONTROL APP

- Simple To Set Up
- Receive Alerts
- Estimates Cooking Time
- Monitor Multiple Dishes
- Remotely Control Heat Level



PRODUCT

COLLECTIONS

Series

Portable Induction Hob

Induction Hob With Downdraft Hood

Half-bridge Induction Hob

Built-in Induction Hob

Built-in Hybrid and Ceramic Hob

Electric Ranges

PROFESSIONAL MANUFACTURER OF
INTELLIGENT KITCHEN APPLIANCES

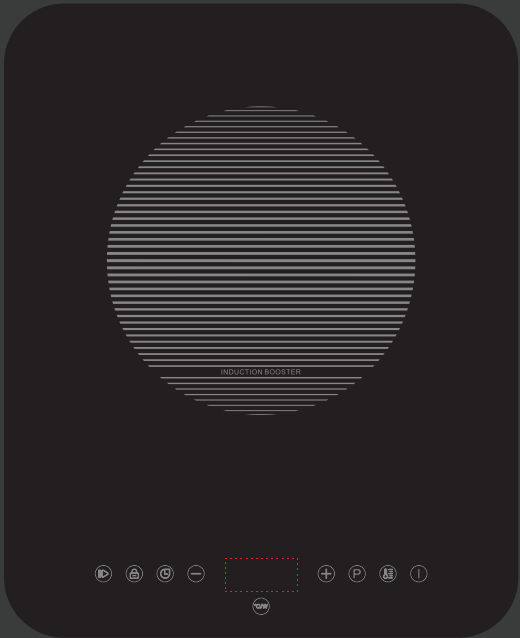


Portable Induction Hob


Ultra Thin
The Lowest Noise
Low Power Continuous Heating



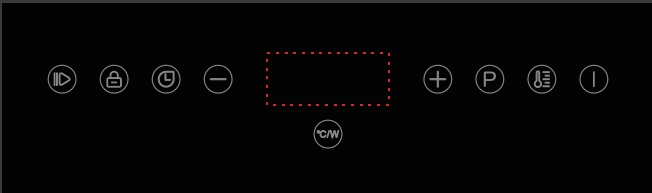
ULTRA THIN PORTABLE INDUCTION HOB



BTS121WP



BTS112HWP



Mono Touch / Hidden Touch

Portable Induction Hob

- 23mm Ultra Thin
 - Can save more space in the kitchen.
- 100W low power heating
 - Perfect for Sous-Vide.
- Multi-Protection
 - Overheat Protection,
 - No Pot Detection, Audio Alarm.
- Built-in temperature sensor




Model No.	BTS121WP	BTS112HWP
Product Features		
Booster	1 Booster	1 Booster
Power Setting	● 9 Levels	● 9 Levels
Timer	● 99 Mins	● 99 Mins
Pan Sensor	●	●
Keep Warm	●	●
Pause	●	●
Auto Safety Switch-off	● 120 Mins	● 120 Mins
Residual Heat Indicator	● "H"	● "H"
Child Lock	●	●
User Interface Options		
Mono Touch	●	○
Mono Slider	○	○
Hidden Touch	○	●
TFT Touch	-	-
Power Feature		
Voltage&Frequency	220~240V, 50/60Hz	100~120V, 50/60Hz
Total Power	2.1KW	1.2KW
Dimension		
Net (WxDxH)	300*370*23mm	300*370*23mm
Packaging (WxDxH)	360*460*60mm	360*460*60mm
Net Weight	2.9Kg	2.9Kg
Gross Weight	3.4Kg	3.4Kg
20'GP / 40'GP / 40'HQ	1740pcs/3602pcs/4064pcs	1740pcs/3602pcs/4064pcs
Standard Approval	CB/CE/LVD/EMC/RoHS	ETL/LVD/FCC/RoHS



Ultra Slim Portable Induction Hob

28mm thickness
200W continuous heating
With 4L inductive glass pot
Colorful glass customization



Round Portable Induction Hob

100W continuous heating
With 1L inductive glass pot
Colorful glass customization
Fashion appearance
Perfectly for tea cooking



Square Portable Induction Hob


Remote control
200W continuous heating
With 2.5L inductive glass pot
Colorful glass customization



Model No.	BTS120WP	BTS120WPR	BTS108W
Product Features			
Booster	1 Booster	1 Booster	1 Booster
Power Setting	● 9 Levels	● 9 Levels	● 6 Levels
Timer	● 99 Mins	● 99 Mins	● 99 Mins
Pan Sensor	●	●	●
Keep Warm	● 200 W Continously	● 200 W Continously	● 100 W Continously
Pause	●	●	●
Auto Safety Switch-off	● 120 Mins	● 120 Mins	● 120 Mins
Residual Heat Indicator	● "H"	● "H"	● "H"
Child Lock	●	●	○ Combined Keys
User Interface Options			
Mono Touch	●	● Remote	●
Mono Slider	○	○	-
Hidden Slider	○	-	-
TFT Touch	-	-	-
Power Feature			
Voltage&Frequency	220~240V, 50/60Hz	220~240V, 50/60Hz	220~240V, 50/60Hz
Total Power	2.0 kW	2.0 kW	0.8 kW
Dimension			
Product (WxDxH)	280*360*28mm	300*300*35mm	182*182*60mm
Packaging (WxDxH)	360*460*60mm	360*360*60mm	TBD
Net Weight	2.0Kg	1.8Kg	0.8Kg
Gross Weight	2.4Kg	2.2Kg	1.1Kg
20'GP / 40'GP / 40'HQ	TBD	TBD	TBD
Standard Approval	ETL/CB/CE/LVD/EMC/RoHS	ETL/CB/CE/LVD/EMC/RoHS	ETL/CB/CE/LVD/EMC/RoHS

INDUCTION HOB WITH DOWNDRAFT HOOD

Technology of induction & ventilation, integrated perfectly in just one single appliance



Fashionable Appearance

Elegant, modern, appealing

Flexible Cooking Zone

Flexible for large cookware

Built-in Hood

Extract odours from source

Control Options

TFT, touch control, slider control, Hidden Touch

PRODUCT ADVANTAGES

Tinka Induction cooktops with built-in Hood, both 2 burners and 4 burners, combine perfectly technology of induction & ventilation

Booster

Faster heating on your induction cooktop

Flexible Zone

Combine two cooking zones to heat large cookware

Downdraft Hood

Extract odours immediately from the cooking source

Automatic Hood Function

Hood works automatically according to cooking levels

Easy Operation

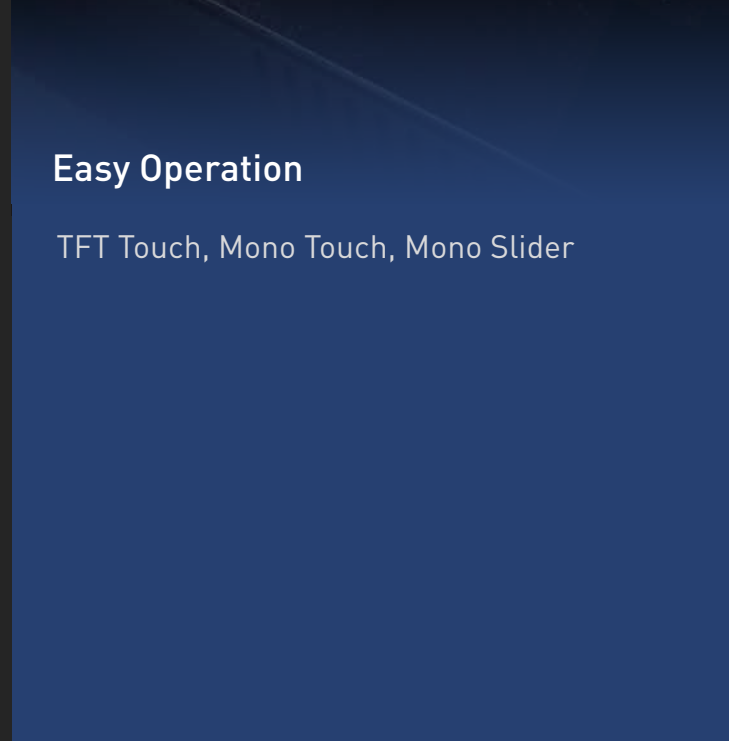

TFT Touch, Mono Touch, Mono Slider

Booster

Faster heating on your induction cooktop

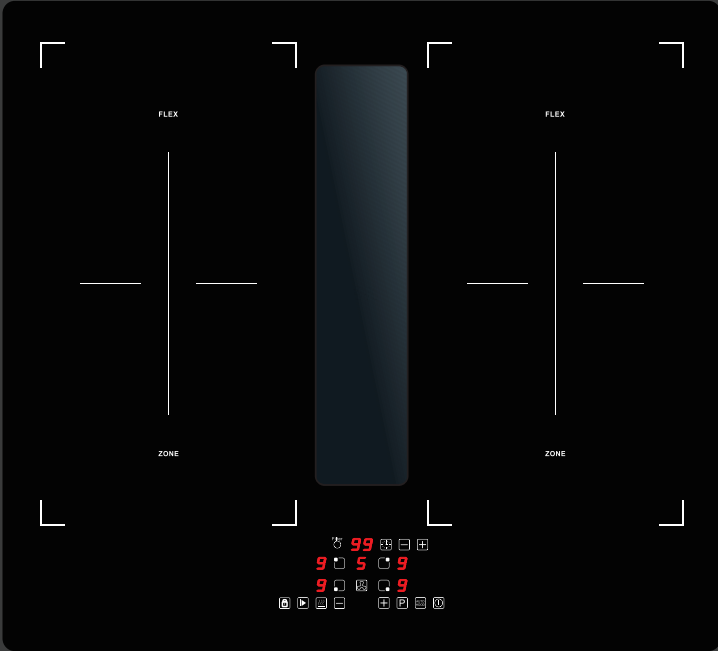
Flexible Zone

Combine two cooking zones to heat large cookware

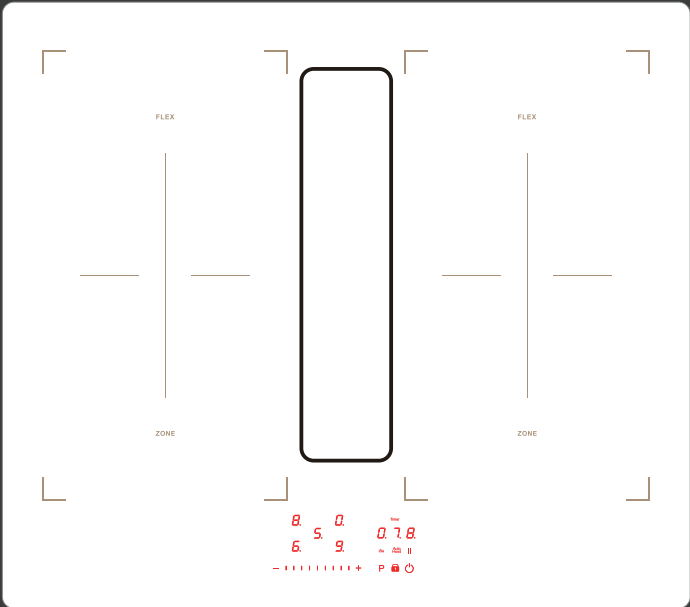


INDUCTION HOB WITH DOWNDRAFT HOOD

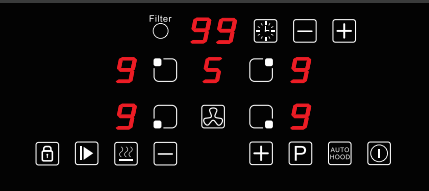
60CM / 4 Zones



FTS472G3QWP-60CM



FTS472G3HQWP-60CM



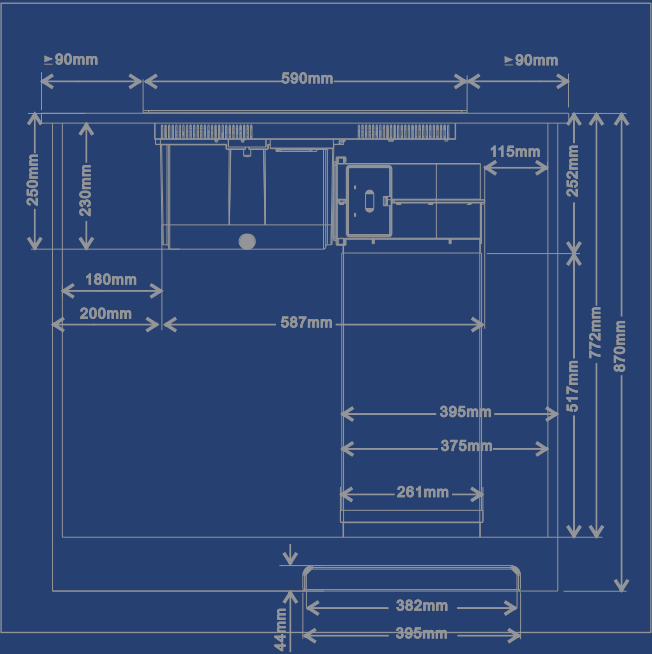
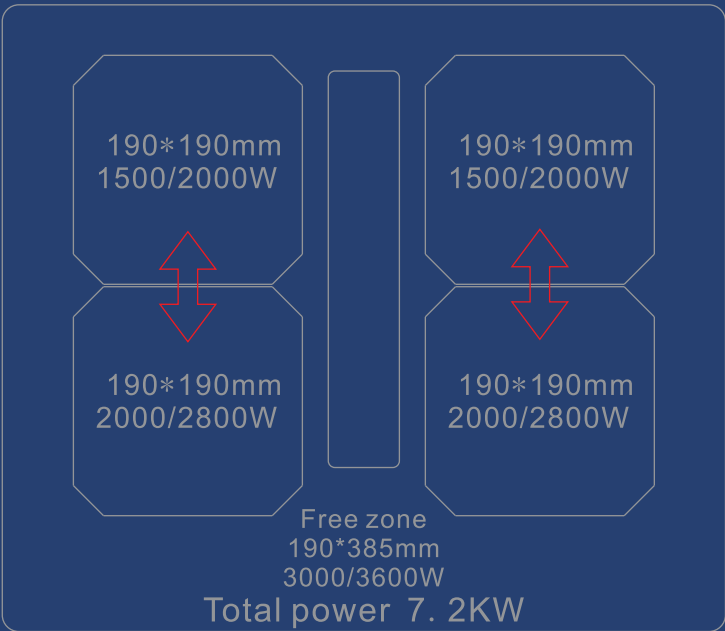
Mono Touch



Hidden Slider




Filter



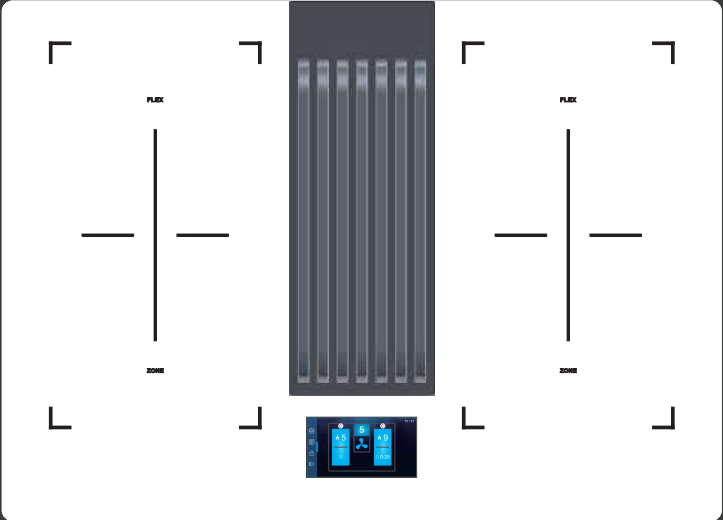
Model No.	FTS472G3QWP-60CM	FTS472G3HQWP-60CM
Product Features		
Booster	4 Boosters	4 Boosters
Power Setting	● 9 Levels	● 9 Levels
Timer	● 99 Mins	● 99 Mins
Pan Sensor	●	●
Keep Warm	●	●
Pause	●	●
Auto Safety Switch-off	● 90 Mins	● 90 Mins
Residual Heat Indicator	● "H"	● "H"
Child Lock	●	●
User Interface Options		
Mono Touch	●	○
Mono Slider	○	○
Hidden Slider	○	●
TFT Touch	-	-
Power Feature		
Voltage&Frequency	220~240V,50/60Hz	220~240V,50/60Hz
Total Power	7.2KW	7.2KW
Front Left Zone	● 190mm,2000/2800W	● 190mm,2000/2800W
Rear Left Zone	● 190mm,1500/2000W	● 190mm,1500/2000W
Rear Right Zone	● 190mm,1500/2000W	● 190mm,1500/2000W
Front Right Zone	● 190mm,2000/2800W	● 190mm,2000/2800W
Free Zone	● 190*385mm, 3000/3600W	● 190*385mm, 3000/3600W
Downdraft Hood	● 160W,BLDC Motor	● 160W,BLDC Motor
Air Volumn	600m³/h	600m³/h
Dimension		
Net (WxDxH)	590*520*874mm	590*520*874mm
Cut-out (WxD)	560*490mm	560*490mm
Packaging (WxDxH)	840*625*345mm	840*625*345mm
Net Weight	23Kg	23Kg
Gross Weight	26Kg	26Kg
20'GP / 40'GP / 40'HQ	174pcs / 362pcs / 396pcs	174pcs / 362pcs / 396pcs
Standard Approval	CB/CE/LVD/EMC/RoHS	CB/CE/LVD/EMC/RoHS

INDUCTION HOB WITH DOWNDRAFT HOOD

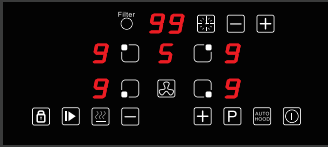
72CM / 4 Zones



FTS472G3HQWP-72CM




FTS472G3TQWP-72CM



Mono Touch



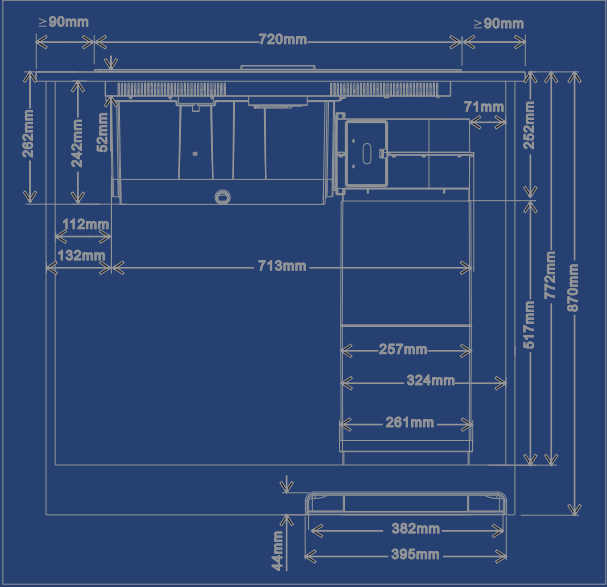
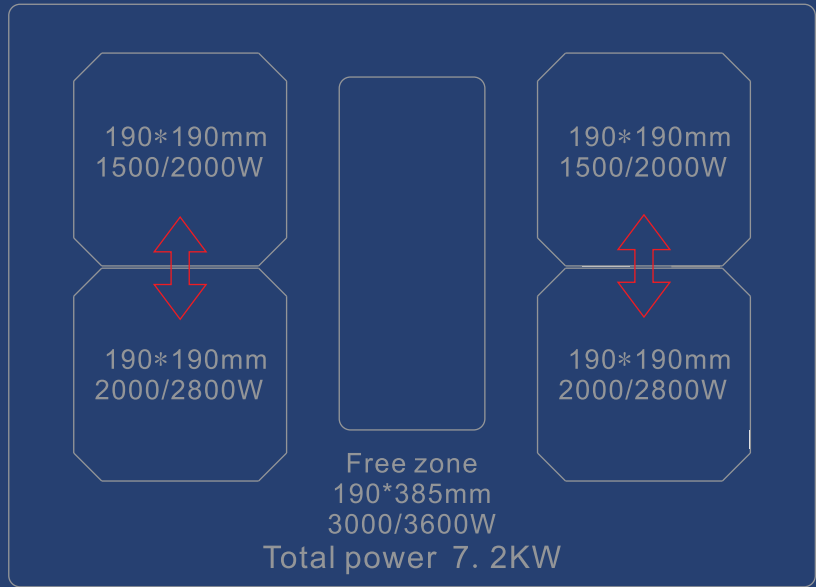
Hidden Slider



TFT Touch



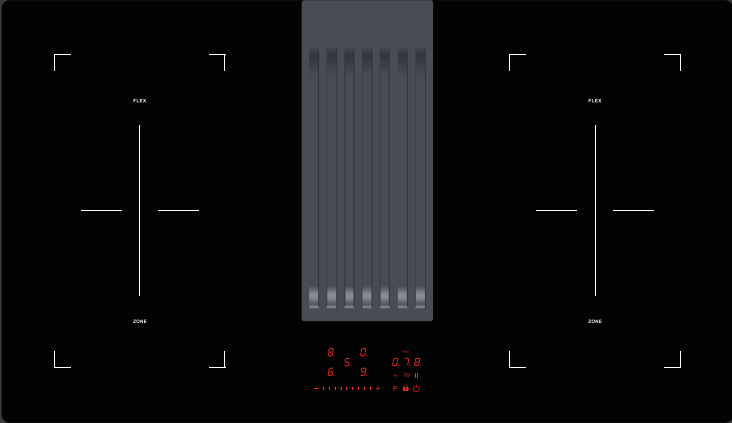
Filter



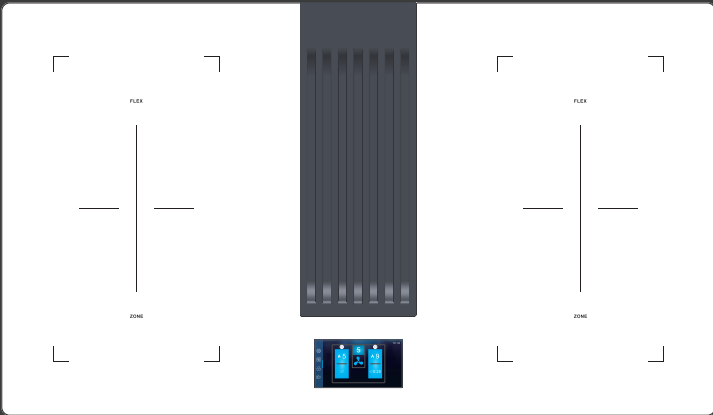
Model No.	FTS472G3HQWP-72CM	FTS472G3TQWP-72CM
Product Features		
Booster	4 Boosters	4 Boosters
Power Setting	● 9 Levels	● 9 Levels
Timer	● 99 Mins	● 99 Mins
Pan Sensor	●	●
Keep Warm	●	●
Pause	●	●
Auto Safety Switch-off	● 90 Mins	● 90 Mins
Residual Heat Indicator	● "H"	● "H"
Child Lock	●	●
User Interface Options		
Mono Touch	<input type="radio"/>	<input type="radio"/>
Mono Slider	<input type="radio"/>	<input type="radio"/>
Hidden Slider	<input checked="" type="radio"/>	<input type="radio"/>
TFT Touch	<input type="radio"/>	<input checked="" type="radio"/>
Power Feature		
Voltage&Frequency	220~240V,50/60Hz	220~240V,50/60Hz
Total Power	7.2KW	7.2KW
Front Left Zone	● 190mm,2000/2800W	● 190mm,2000/2800W
Rear Left Zone	● 190mm,1500/2000W	● 190mm,1500/2000W
Rear Right Zone	● 190mm,1500/2000W	● 190mm,1500/2000W
Front Right Zone	● 190mm,2000/2800W	● 190mm,2000/2800W
Free Zone	● 190*385mm, 3000/3600W	● 190*385mm, 3000/3600W
Downdraft Hood	● 160W,BLDC Motor	● 160W,BLDC Motor
Air Volumn	800m ³ /h	800m ³ /h
Dimension		
Net (WxDxH)	720*520*874mm	720*520*874mm
Cut-out (WxD)	690*490	690*490mm
Packaging (WxDxH)	905*630*345	905*630*345mm
Net Weight	24Kg	24Kg
Gross Weight	29Kg	29Kg
20'GP / 40'GP / 40'HQ	148pcs / 311pcs / 354pcs	148pcs / 311pcs / 354pcs
Standard Approval	CB/CE/LVD/EMC/RoHS	CB/CE/LVD/EMC/RoHS

INDUCTION HOB WITH DOWNDRAFT HOOD

90CM / 4 Zones



FTS472G3HQWP-90CM



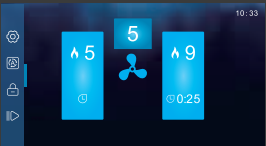
FTS472G3TQWP-90CM



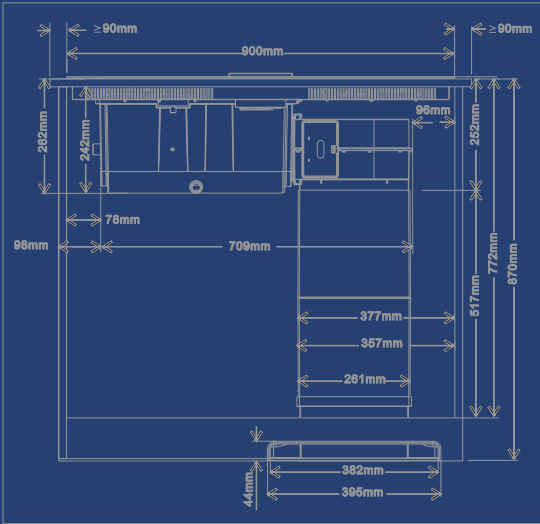
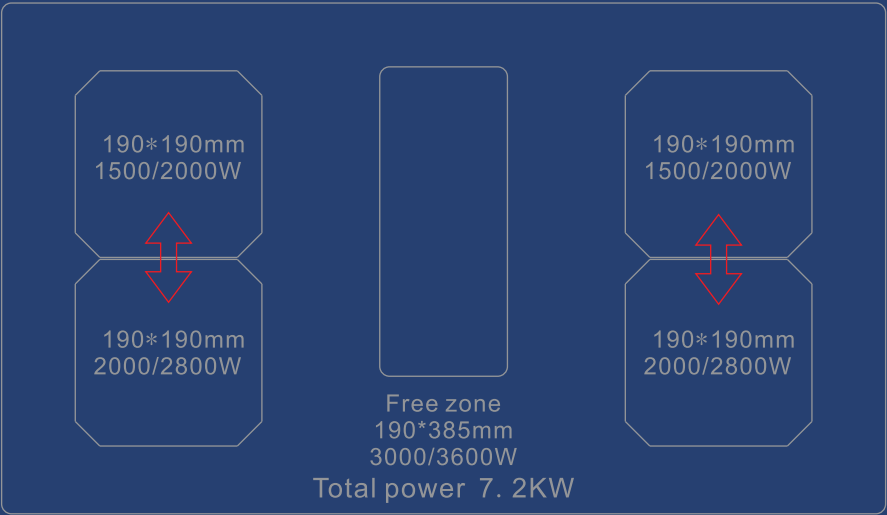
Mono Touch



Hidden Slider



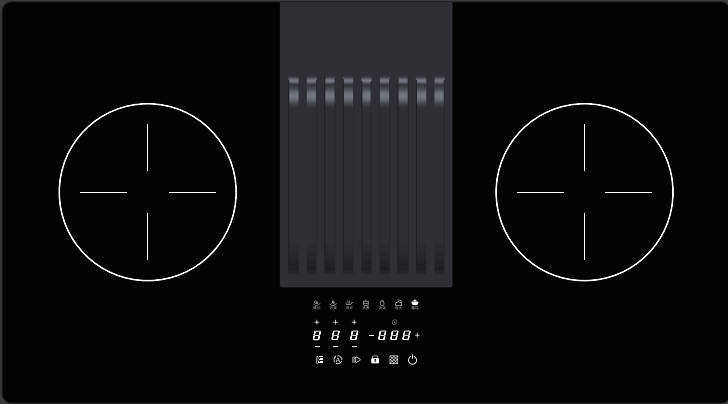
TFT Touch



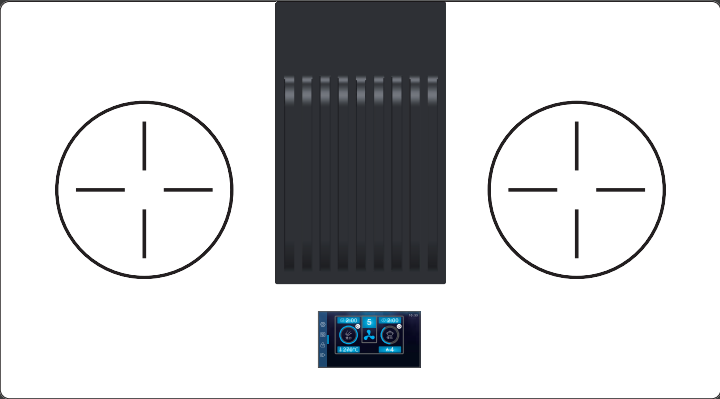
Model No.	FTS472G3HQWP-90CM	FTS472G3TQWP-90CM
Product Features		
Booster	4 Boosters	4 Boosters
Power Setting	● 9 Levels	● 9 Levels
Timer	● 99 Mins	● 99 Mins
Pan Sensor	●	●
Keep Warm	●	●
Pause	●	●
Auto Safety Switch-off	● 90 Mins	● 90 Mins
Residual Heat Indicator	● "H"	● "H"
Child Lock	●	●
User Interface Options		
Mono Touch	<input type="radio"/>	<input type="radio"/>
Mono Slider	<input type="radio"/>	<input type="radio"/>
Hidden Slider	<input checked="" type="radio"/>	<input type="radio"/>
TFT Touch	<input type="radio"/>	<input checked="" type="radio"/>
Power Feature		
Voltage&Frequency	220~240V,50/60Hz	220~240V,50/60Hz
Total Power	7.2KW	7.2KW
Front Left Zone	● 190mm,2000/2800W	● 190mm,2000/2800W
Rear Left Zone	● 190mm,1500/2000W	● 190mm,1500/2000W
Rear Right Zone	● 190mm,1500/2000W	● 190mm,1500/2000W
Front Right Zone	● 190mm,2000/2800W	● 190mm,2000/2800W
Free Zone	● 190*385mm, 3000/3600W	● 190*385mm, 3000/3600W
Downdraft Hood	● 160W,BLDC Motor	● 160W,BLDC Motor
Air Volumn	800m³/h	800m³/h
Dimension		
Net (WxDxH)	900*520*874mm	900*520*874mm
Cut-out (WxD)	870*490mm	870*490mm
Packaging (WxDxH)	1005*630*345mm	1005*630*345mm
Net Weight	26Kg	26Kg
Gross Weight	30Kg	30Kg
20'GP / 40'GP / 40'HQ	142pcs / 292pcs / 320pcs	142pcs / 292pcs / 320pcs
Standard Approval	CB/CE/LVD/EMC/RoHS	CB/CE/LVD/EMC/RoHS

INDUCTION HOB WITH DOWNDRAFT HOOD

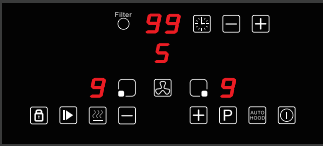
78CM / 2 Zones



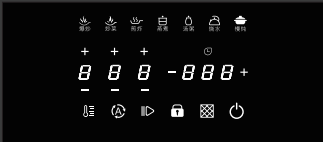
FTS235G3WP-78CM



FTS235G3TWP-78CM



Mono Touch



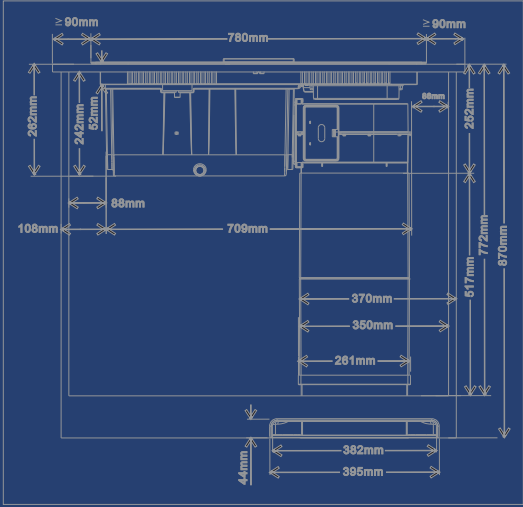
Hidden Touch



TFT Touch



Filter



Model No.	FTS235G3WP-78CM	FTS235G3TWP-78CM
Product Features		
Booster	2 Boosters	2 Boosters
Power Setting	● 9 Levels	● 9 Levels
Timer	● 99 Mins	● 99 Mins
Pan Sensor	●	●
Keep Warm	●	●
Pause	●	●
Auto Safety Switch-off	● 90 Mins	● 90 Mins
Residual Heat Indicator	● "H"	● "H"
Child Lock	●	●
User Interface Options		
Mono Touch	●	○
Mono Slider	○	○
Hidden Touch	○	○
TFT Touch	○	●
Power Feature		
Voltage&Frequency	220~240V,50/60Hz	220~240V,50/60Hz
Total Power	3.5KW	3.5KW
Front Left Zone	● 210mm, 2000/2600W	● 210mm, 2000/2600W
Front Right Zone	● 210mm, 2000/2600W	● 210mm, 2000/2600W
Downdraft Hood	● 160W,BLDC Motor	● 160W,BLDC Motor
Air Volumn	800m³/h	800m³/h
Dimension		
Net (WxDxH)	780*430*874mm	780*430*874mm
Cut-out (WxD)	750*400mm	750*400mm
Packaging (WxDxH)	940*617*345mm	940*617*345mm
Net Weight	22Kg	22Kg
Gross Weight	26Kg	26Kg
20'GP / 40'GP / 40'HQ	150pcs / 306pcs / 350pcs	150pcs / 306pcs / 350pcs
Standard Approval	CB/CE/LVD/EMC/RoHS	CB/CE/LVD/EMC/RoHS

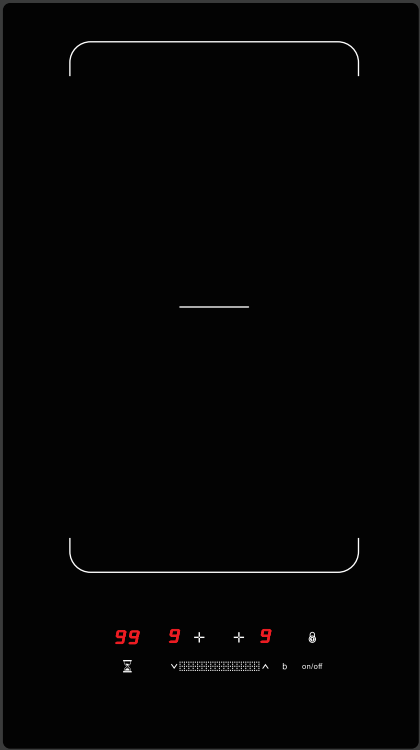
HALF BRIDGE INDUCTION HOB

The Lowest Noise
Thinner Design, 52mm Thickness.
Higher Power Setting.
Higher Energy Efficiency.
More UI Options.
More Intelligent Temperature Control

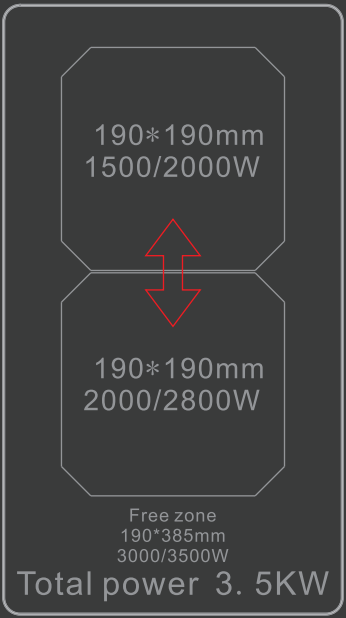


HALF-BRIDGE INDUCTION HOB

30CM / 12 Inch 2 Zones




BTH235G35MDWP



Slider Touch



Mono Touch



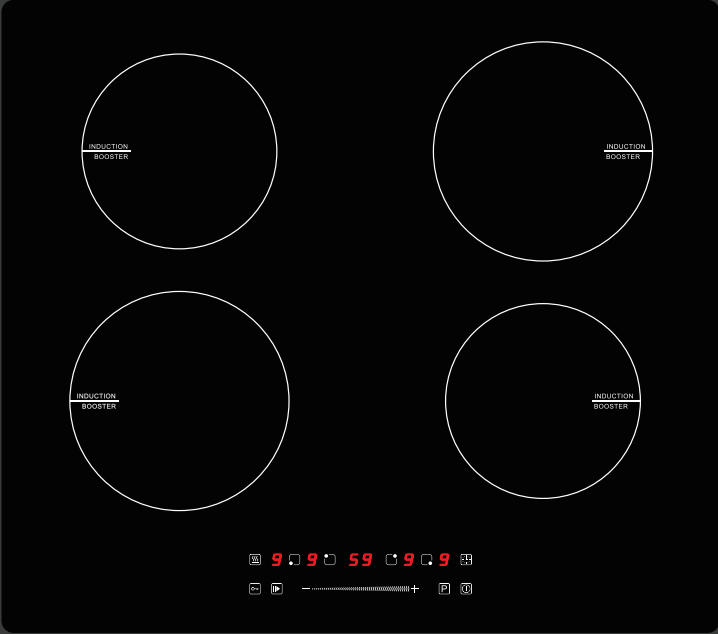
BTH235G35WP



Model No.	BTH235G35MDWP	BTH235G35WP	BTH235G35WP-210
Product Features			
Booster	2 Boosters	2 Boosters	2 Boosters
Power Setting	● 9 Levels	● 9 Levels	● 9 Levels
Timer	● 99 Mins	● 99 Mins	● 99 Mins
Pan Sensor	●	●	●
Keep Warm	●	●	●
Pause	●	●	●
Auto Safety Switch-off	● 90 Mins	● 90 Mins	● 90 Mins
Residual Heat Indicator	● "H"	● "H"	● "H"
Child Lock	●	●	●
User Interface Options			
Mono Touch	<input type="radio"/>	●	●
Mono Slider	●	<input type="radio"/>	<input type="radio"/>
Hidden Slider	<input type="radio"/>	<input type="radio"/>	<input type="radio"/>
TFT Touch	-	-	-
Power Feature			
Voltage&Frequency	220~240V,50/60Hz	220~240V,50/60Hz	220~240V,50/60Hz
Total Power	3.5KW	3.5KW	3.5KW
Front Zone	● 190mm, 2000/2800W	● 160mm,1200/1500W	● 160mm,1200/1500W
Rear Zone	● 190mm, 1500/2000W	● 180mm,2000/2300W	● 210mm,2300/2600W
Free Zone	● 190*385mm, 3000/3600W	-	-
Dimension			
Net (WxDxH)	290*520*52mm	290*520*52mm	290*520*52mm
Cut-out (WxD)	265*495mm	265*495mm	265*495mm
Packaging (WxDxH)	360*575*115mm	360*575*115mm	360*575*115mm
Net Weight	4.8Kg	4.8Kg	4.8Kg
Gross Weight	6.0Kg	6.0Kg	6.0Kg
20'GP / 40'GP / 40'HQ	1352pcs / 2758pcs / 3136pcs	1352pcs / 2758pcs / 3136pcs	1352pcs / 2758pcs / 3136pcs
Standard Approval	CB/CE/LVD/EMC/RoHS	CB/CE/LVD/EMC/RoHS	CB/CE/LVD/EMC/RoHS

HALF-BRIDGE INDUCTION HOB


60CM / 24Inch 4 Zones



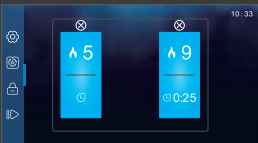
BTH464G35MWP



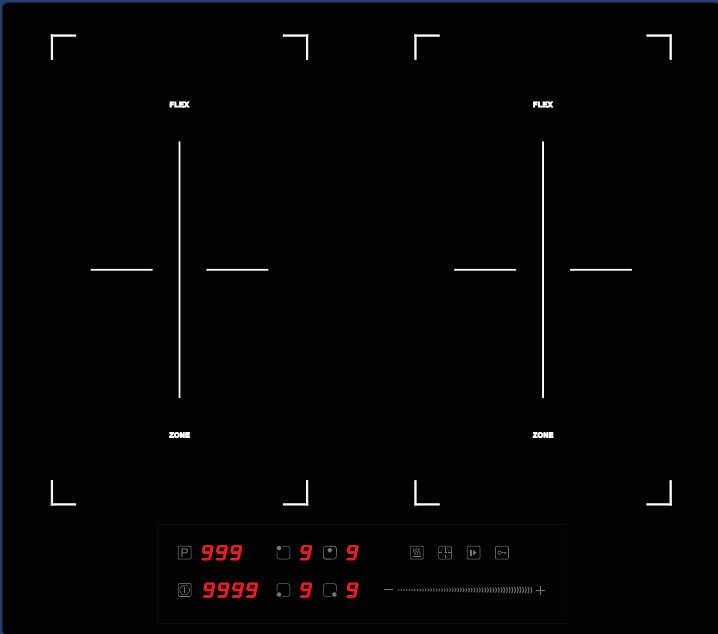
Mono Slider



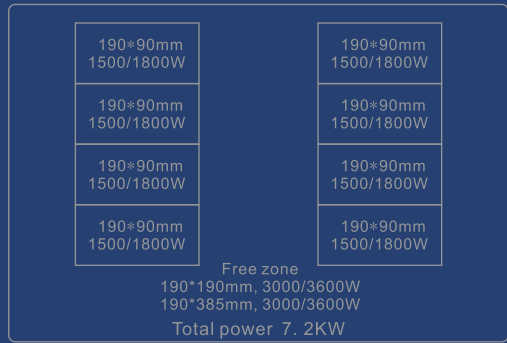
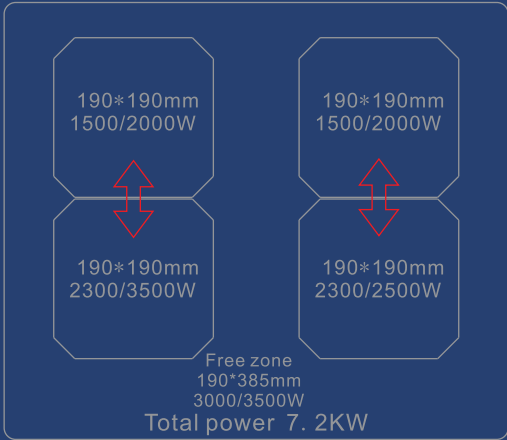
Hidden Slider



TFT Touch



BTH472G35MQWP



Model No.	BTH464G35MWP	BTH472G35MQWP	BTH472G5TFWP
Product Features			
Booster	4 Boosters	4 Boosters	8 Boosters
Power Setting	● 9 Levels	● 9 Levels	● 9 Levels
Timer	● 99 Mins	● 99 Mins	● 99 Mins
Pan Sensor	●	●	●
Keep Warm	●	●	●
Pause	●	●	●
Auto Safety Switch-off	● 90 Mins	● 90 Mins	● 90 Mins
Residual Heat Indicator	● "H"	● "H"	● "H"
Child Lock	●	●	●
User Interface Options			
Mono Touch	<input type="radio"/>	<input type="radio"/>	<input type="radio"/>
Mono Slider	<input checked="" type="radio"/>	<input checked="" type="radio"/>	<input type="radio"/>
Hidden Slider	<input type="radio"/>	<input type="radio"/>	<input type="radio"/>
TFT Touch	<input type="radio"/>	<input type="radio"/>	<input checked="" type="radio"/>
Power Feature			
Voltage&Frequency	220~240V,50/60Hz	220~240V,50/60Hz	220~240V,50/60Hz
Total Power	6.4KW	7.2KW	7.2KW
Front Left Zone	● 180mm, 1800/2000W	● 190mm,2000/2800W	● 190*90mm,1500/1800W ● 190*90mm,1500/1800W
Rear Left Zone	● 160mm,1200/1500W	● 190mm,1500/2000W	● 190*90mm,1500/1800W ● 190*90mm,1500/1800W
Rear Right Zone	● 180mm, 1800/2300W	● 190mm,1500/2000W	● 190*90mm,1500/1800W ● 190*90mm,1500/1800W
Front Right Zone	● 160mm,1200/1500W	● 190mm,2000/2800W	● 190*90mm,1500/1800W ● 190*90mm,1500/1800W
Free Zone	-	● 190*385mm, 3000/3600W	● 190*190mm, 3000/3600W ● 190*385mm, 3000/3600W
Dimension			
Net (WxDxH)	590*520*60mm	590*520*60mm	770*520*60mm
Cut-out (WxD)	560*490mm	565*495mm	740*490mm
Packaging (WxDxH)	650*595*110mm	650*595*110mm	910*675*185mm
Net Weight	9.5Kg	10.5Kg	12.0Kg
Gross Weight	10.7Kg	11.7Kg	16.4Kg
20'GP / 40'GP / 40'HQ	550pcs / 1200pcs / 1400pcs	550pcs / 1200pcs / 1400pcs	240pcs/516pcs/602pcs
Standard Approval	CB/CE/LVD/EMC/RoHS	CB/CE/LVD/EMC/RoHS	CB/CE/LVD/EMC/RoHS

HALF-BRIDGE INDUCTION HOB


77CM / 30Inch 4 Zones
90CM / 36Inch 5 Zones



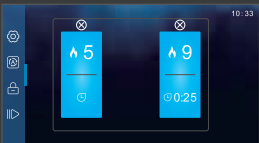
BTH472G35MWP280



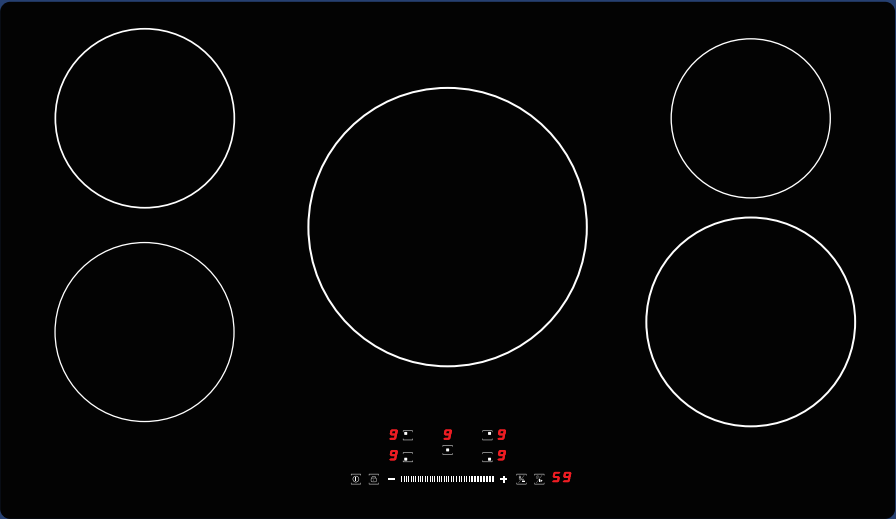
Mono Slider



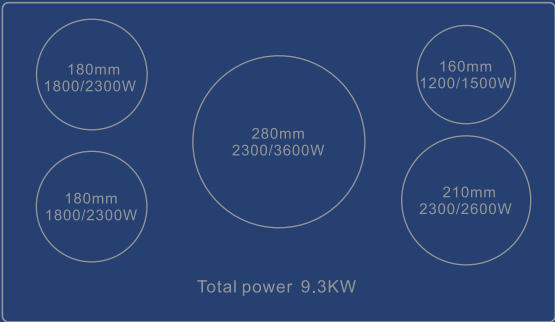
Hidden Slider



TFT Touch



BTH593G35MWP



Model No.	BTH472G35MWP280	BTH593G35MWP
Product Features		
Booster	4 Boosters	5 Boosters
Power Setting	● 9 Levels	● 9 Levels
Timer	● 99 Mins	● 99 Mins
Pan Sensor	●	●
Keep Warm	●	●
Pause	●	●
Auto Safety Switch-off	● 90 Mins	● 90 Mins
Residual Heat Indicator	● "H"	● "H"
Child Lock	●	●
User Interface Options		
Mono Touch	<input type="radio"/>	<input type="radio"/>
Mono Slider	●	●
Hidden Slider	<input type="radio"/>	<input type="radio"/>
TFT Touch	<input type="radio"/>	<input type="radio"/>
Power Feature		
Voltage&Frequency	220~240V,50/60Hz	220~240V,50/60Hz
Total Power	7.2KW	9.3KW
Front Left Zone	● 180mm,1800/2300W	● 180mm,1800/2300W
Rear Left Zone	● 180mm, 1800/2300W	● 180mm, 1800/2300W
Middle Zone	-	● 280mm, 2300/3600W
Rear Right Zone	● 280mm, 2300/3600W	● 160mm,1200/1500W
Front Right Zone	● 160mm,1200/1500W	● 210mm, 2300/2600W
Dimension		
Net (WxDxH)	770*520*60mm	900*520*60mm
Cut-out (WxD)	740*490mm	870*490mm
Packaging (WxDxH)	910*675*185mm	1040*675*185mm
Net Weight	12.0Kg	15.5Kg
Gross Weight	16.4Kg	18.6Kg
20'GP / 40'GP / 40'HQ	240pcs/516pcs/602pcs	204pcs/420pcs/490pcs
Standard Approval	CB/CE/LVD/EMC/RoHS	CB/CE/LVD/EMC/RoHS

BUILT-IN INDUCTION HOB

Calmbee-usa.com

CALMBEE
USA



Safety

Free of open flame

Low Carbon Life

High efficiency and
energy saving

Flexible Cooking Zone


Flexible for large cookware

Environmental Protection

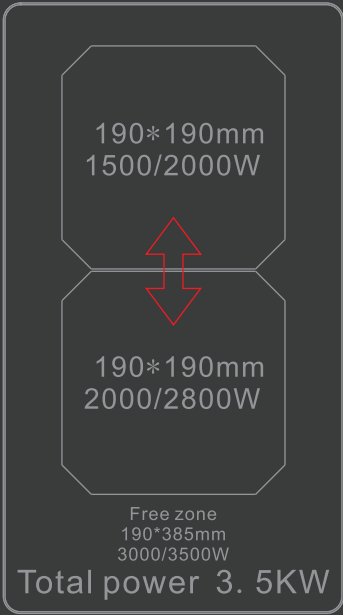
Reduce exhaust fumes
and lampblack

BUILT-IN INDUCTION HOB


30CM / 12 Inch 2 Zones




BTS235G1MD



Mono Slider



Mono Touch



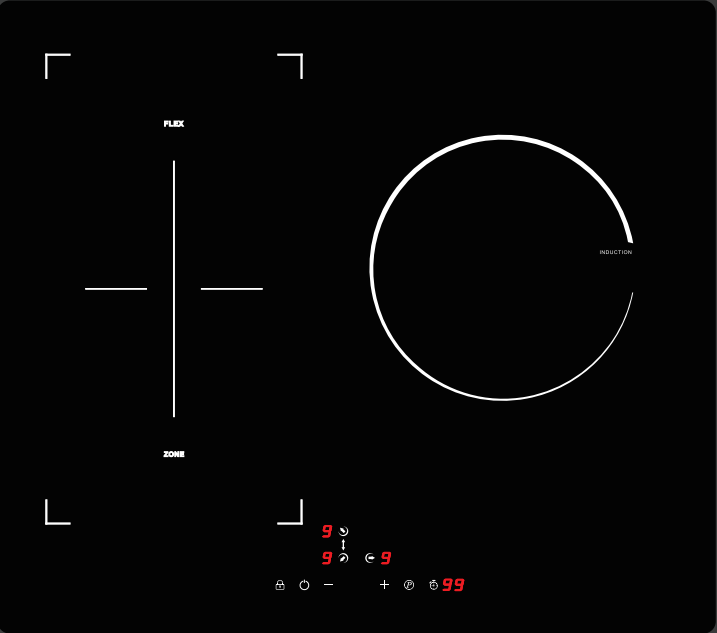
BTS235G1



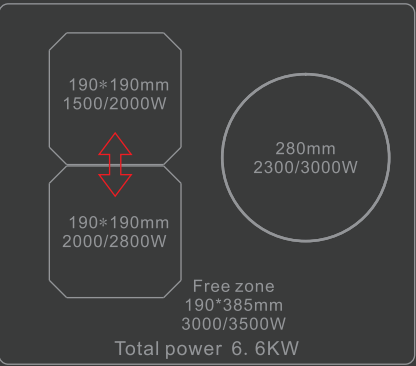
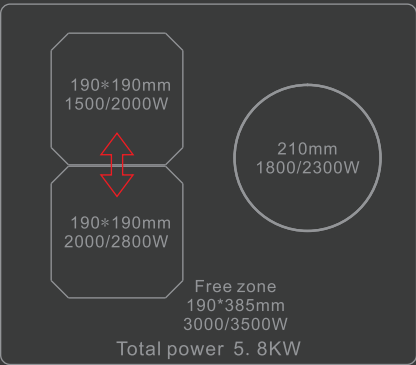
Model No.	BTS235G1MD	BTS235G1	BTS235G1M-210
Product Features			
Booster	2 Boosters	2 Boosters	2 Boosters
Power Setting	● 9 Levels	● 9 Levels	● 9 Levels
Timer	● 99 Mins	● 99 Mins	● 99 Mins
Pan Sensor	●	●	●
Keep Warm	○	○	○
Pause	○	○	○
Auto Safety Switch-off	● 90 Mins	● 90 Mins	● 90 Mins
Residual Heat Indicator	● "H"	● "H"	● "H"
Child Lock	●	●	●
User Interface Options			
Mono Touch	○	●	○
Mono Slider	●	○	●
Hidden Slider	○	○	○
TFT Touch	-	-	-
Power Feature			
Voltage&Frequency	220~240V,50/60Hz	220~240V,50/60Hz	220~240V,50/60Hz
Total Power	3.5KW	3.5KW	3.5KW
Front Zone	● 190mm, 2000/2800W	● 160mm,1200/1500W	● 160mm,1200/1500W
Rear Zone	● 190mm, 1500/2000W	● 180mm,2000/2300W	● 210mm,2000/2300W
Free Zone	● 190*385mm, 3000/3500W	-	-
Dimension			
Net (WxDxH)	290*520*60mm	290*520*60mm	290*520*60mm
Cut-out (WxD)	260*490mm	260*490mm	260*490mm
Packaging (WxDxH)	360*575*115mm	360*575*115mm	360*575*115mm
Net Weight	4.8Kg	4.8Kg	4.8Kg
Gross Weight	6.0Kg	6.0Kg	6.0Kg
20'GP / 40'GP / 40'HQ	1352pcs / 2758pcs / 3136pcs	1044pcs/2196pcs/2440pcs	1044pcs/2196pcs/2440pcs
Standard Approval	CB/CE/LVD/EMC/RoHS	CB/CE/LVD/EMC/RoHS	CB/CE/LVD/EMC/RoHS

BUILT-IN INDUCTION HOB


60CM / 24Inch 3 Zones



BTS358G1DWP



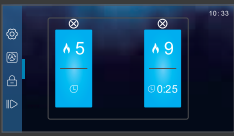
Independent Hidden Slider




Mono Slider



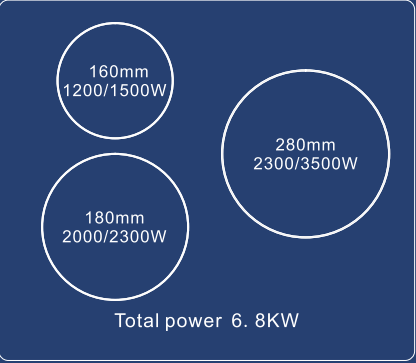
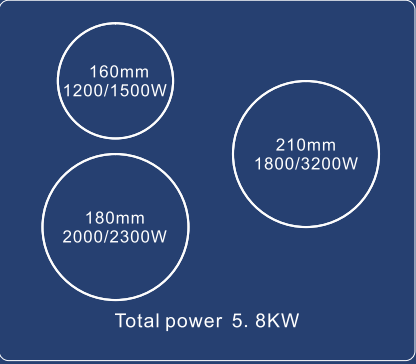
Mono Touch



TFT Touch



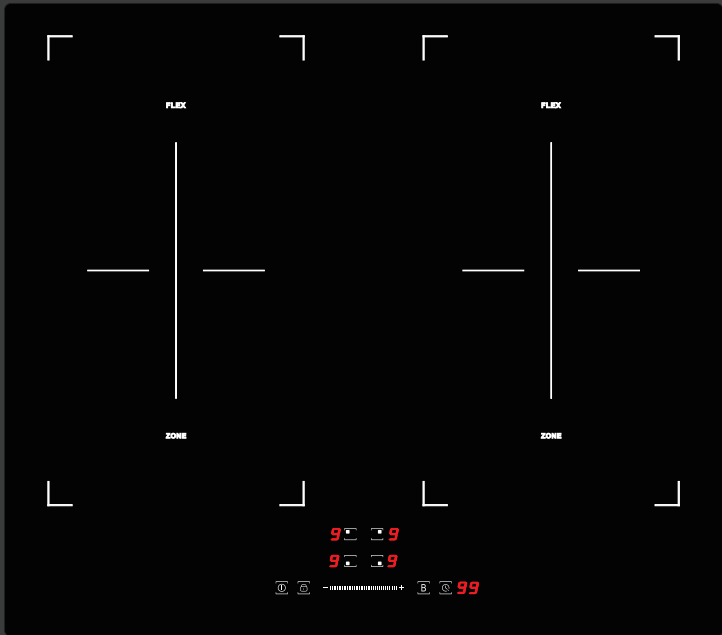
BTS368G1




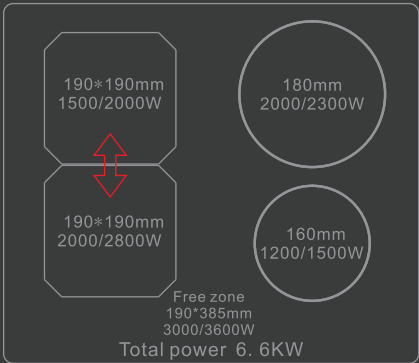
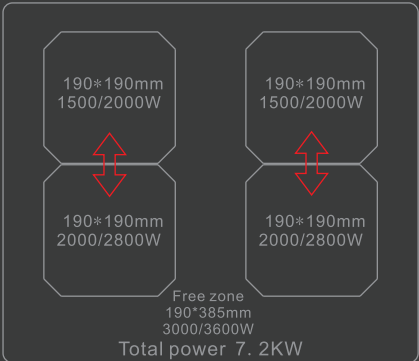
Model No.	BTS358G1DWP	BTS366G1MDWP	BTS358G1M	BTS368G1
Product Features				
Booster	3 Boosters	3 Boosters	3 Boosters	3 Boosters
Power Setting	● 9 Levels	● 9 Levels	● 9 Levels	● 9 Levels
Timer	● 99 Mins	● 99 Mins	● 99 Mins	● 99 Mins
Pan Sensor	●	●	●	●
Keep Warm	●	●	○	○
Pause	●	●	○	○
Auto Safety Switch-off	● 90 Mins	● 90 Mins	● 90 Mins	● 90 Mins
Residual Heat Indicator	● "H"	● "H"	● "H"	● "H"
Child Lock	●	●	●	●
User Interface Options				
Mono Touch	●	○	○	●
Mono Slider	○	●	●	○
Hidden Slider	○	○	○	○
TFT Touch	○	○	○	○
Power Feature				
Voltage&Frequency	220~240V,50/60Hz	220~240V,50/60Hz	220~240V,50/60Hz	220~240V,50/60Hz
Total Power	5.8KW	6.6KW	5.8KW	6.8KW
Front Left Zone	● 190mm,2000/2800W	● 190mm,2000/2800W	● 180mm, 2000/2300W	● 180mm, 2000/2300W
Rear Left Zone	● 190mm,1500/2000W	● 190mm,1500/2000W	● 160mm,1200/1500W	● 160mm,1200/1500W
Right Zone	● 210mm, 1800/2300W	● 280mm, 2300/3000W	● 210mm, 1800/2300W	● 280mm, 2300/3500W
Free Zone	● 190*385mm, 3000/3600W	● 190*385mm, 3000/3600W-	-	-
Dimension				
Net (WxDxH)	590*520*60mm	590*520*60mm	590*520*60mm	590*520*60mm
Cut-out (WxD)	560*490mm	560*490mm	560*490mm	560*490mm
Packaging (WxDxH)	650*595*110mm	650*595*110mm	650*595*110mm	650*595*110mm
Net Weight	8.5Kg	8.5Kg	8.5Kg	8.5Kg
Gross Weight	9.7Kg	9.7Kg	9.7Kg	9.7Kg
20'GP / 40'GP / 40'HQ	550pcs / 1200pcs / 1400pcs	550pcs / 1200pcs / 1400pcs	550pcs / 1200pcs / 1400pcs	550pcs / 1200pcs / 1400pcs
Standard Approval	CB/CE/LVD/EMC/RoHS	CB/CE/LVD/EMC/RoHS	CB/CE/LVD/EMC/RoHS	CB/CE/LVD/EMC/RoHS

BUILT-IN INDUCTION HOB

60CM / 24Inch 4 Zones



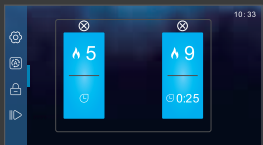
BTS472G1MQWP



Mono Slider



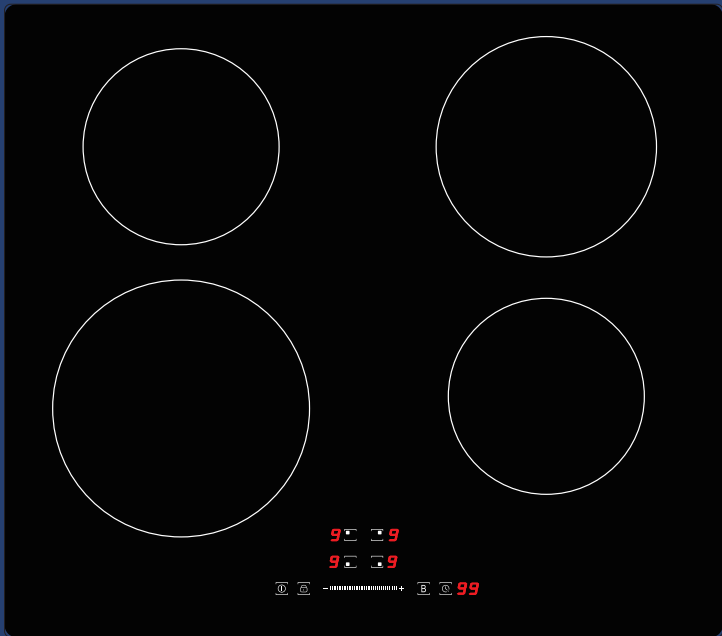
Mono Touch




TFT Touch



Independent Hidden Slider



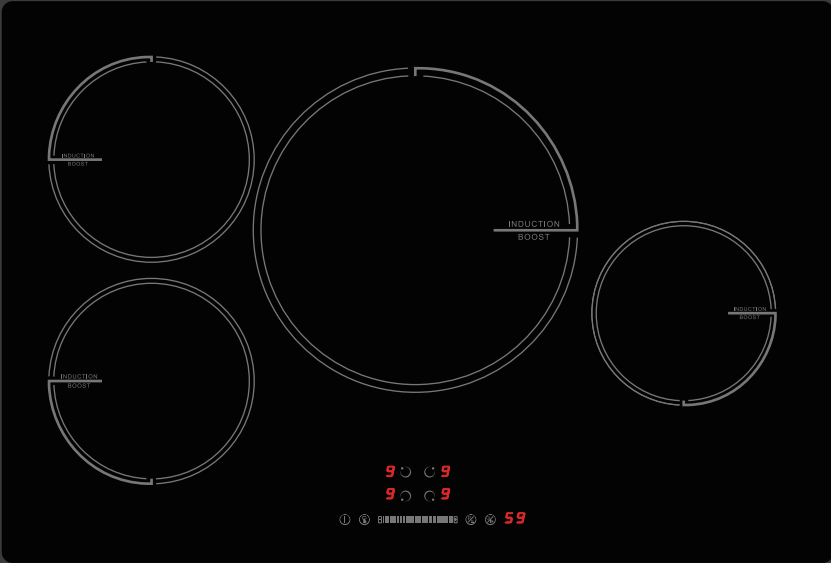
BTS466G1MDWP




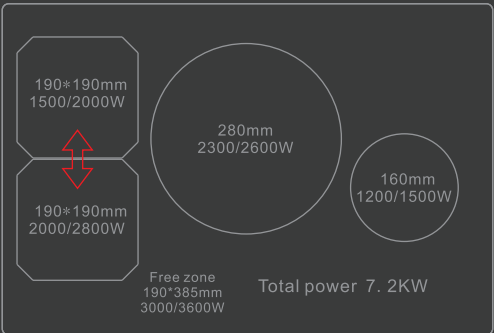
Model No.	BTS472G1MQWP	BTS466G1MDWP	BTS464G1M	BTS470G1-210
Product Features				
Booster	4 Boosters	4 Boosters	4 Boosters	4 Boosters
Power Setting	● 9 Levels	● 9 Levels	● 9 Levels	● 9 Levels
Timer	● 99 Mins	● 99 Mins	● 99 Mins	● 99 Mins
Pan Sensor	●	●	●	●
Keep Warm	●	●	○	○
Pause	●	●	○	○
Auto Safety Switch-off	● 90 Mins	● 90 Mins	● 90 Mins	● 90 Mins
Residual Heat Indicator	● "H"	● "H"	● "H"	● "H"
Child Lock	●	●	●	●
User Interface Options				
Mono Touch	○	○	○	●
Mono Slider	●	●	●	○
Hidden Slider	○	○	○	○
TFT Touch	○	○	○	○
Power Feature				
Voltage&Frequency	220~240V,50/60Hz	220~240V,50/60Hz	220~240V,50/60Hz	220~240V,50/60Hz
Total Power	7.2KW	6.6KW	6.4KW	7.0KW
Front Left Zone	● 190mm,2000/2800W	● 190mm,2000/2800W	● 180mm, 1500/2000W	● 210mm, 2000/2300W
Rear Left Zone	● 190mm,1500/2000W	● 190mm,1500/2000W	● 160mm,1200/1500W	● 160mm,1200/1500W
Rear Right Zone	● 190mm,1500/2000W	● 180mm, 1500/2000W	● 160mm,1200/1500W	● 180mm, 1800/2300W
Front Right Zone	● 190mm,2000/2800W	● 160mm,1200/1500W	● 180mm, 1500/2000W	● 160mm,1200/1500W
Free Zone	● 190*385mm, 3000/3600W	● 190*385mm, 3000/3600W -		-
Dimension				
Net (WxDxH)	590*520*60mm	590*520*60mm	590*520*60mm	590*520*60mm
Cut-out (WxD)	560*490mm	560*490mm	560*490mm	560*490mm
Packaging (WxDxH)	650*595*110mm	650*595*110mm	650*595*110mm	650*595*110mm
Net Weight	8.5Kg	8.5Kg	8.5Kg	8.5Kg
Gross Weight	9.7Kg	9.7Kg	9.7Kg	9.7Kg
20'GP / 40'GP / 40'HQ	550pcs / 1200pcs / 1400pcs	550pcs / 1200pcs / 1400pcs	550pcs / 1200pcs / 1400pcs	550pcs / 1200pcs / 1400pcs
Standard Approval	CB/CE/LVD/EMC/RoHS	CB/CE/LVD/EMC/RoHS	CB/CE/LVD/EMC/RoHS	CB/CE/LVD/EMC/RoHS

BUILT-IN INDUCTION HOB


77CM / 30Inch 4 Zones



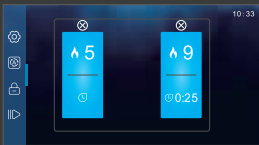
BTS472G3MWP-280



Mono Slider



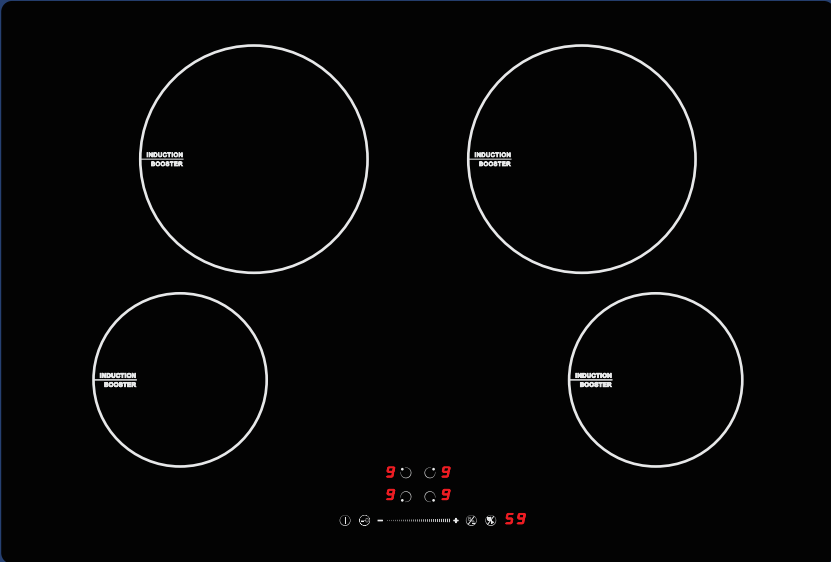
Mono Touch




TFT Touch



Independent Hidden Slider




BTS472G1MWP



Model No.	BTS472G3MWP-280	BTS472G3MDWP-280	BTS472G1MWP
Product Features			
Booster	4 Boosters	4 Boosters	4 Boosters
Power Setting	● 9 Levels	● 9 Levels	● 9 Levels
Timer	● 99 Mins	● 99 Mins	● 99 Mins
Pan Sensor	●	●	●
Keep Warm	●	●	●
Pause	●	●	●
Auto Safety Switch-off	● 90 Mins	● 90 Mins	● 90 Mins
Residual Heat Indicator	● "H"	● "H"	● "H"
Child Lock	●	●	●
User Interface Options			
Mono Touch	<input type="radio"/>	<input type="radio"/>	<input type="radio"/>
Mono Slider	<input checked="" type="radio"/>	<input checked="" type="radio"/>	<input checked="" type="radio"/>
Hidden Slider	<input type="radio"/>	<input type="radio"/>	<input type="radio"/>
TFT Touch	<input type="radio"/>	<input type="radio"/>	<input type="radio"/>
Power Feature			
Voltage&Frequency	220~240V,50/60Hz	220~240V,50/60Hz	220~240V,50/60Hz
Total Power	7.2KW	7.2KW	7.2KW
Front Left Zone	● 180mm, 1800/2100W	● 190mm,2000/2600W	● 160mm,1200/1500W
Rear Left Zone	● 180mm, 1800/2100W	● 190mm,1500/2000W	● 210mm,1800/2100W
Rear Right Zone	● 280mm, 2300/2600W	● 280mm, 2300/2600W	● 210mm,1800/2100W
Front Right Zone	● 160mm,1200/1500W	● 160mm,1200/1500W	● 160mm,1200/1500W
Free Zone		-	-
Dimension			
Net (WxDxH)	770*520*60mm	770*520*60mm	770*520*60mm
Cut-out (WxD)	740*490mm	740*490mm	740*490mm
Packaging (WxDxH)	910*675*185mm	910*675*185mm	910*675*185mm
Net Weight	12.0Kg	12.0Kg	12.0Kg
Gross Weight	14.6Kg	14.6Kg	14.6Kg
20'GP / 40'GP / 40'HQ	240pcs / 516pcs / 602pcs	240pcs / 516pcs / 602pcs	240pcs / 516pcs / 602pcs
Standard Approval	CB/CE/LVD/EMC/RoHS	CB/CE/LVD/EMC/RoHS	CB/CE/LVD/EMC/RoHS

BUILT-IN INDUCTION HOB

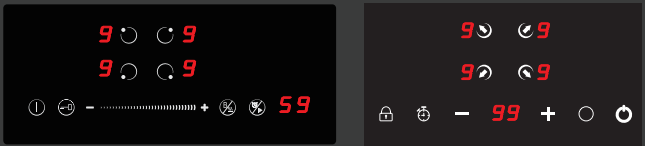
90CM / 36Inch 4 Zones (Horizontal)



BTS472G1HQWP-2




Independent Hidden Slider



Mono Slider

Mono Touch

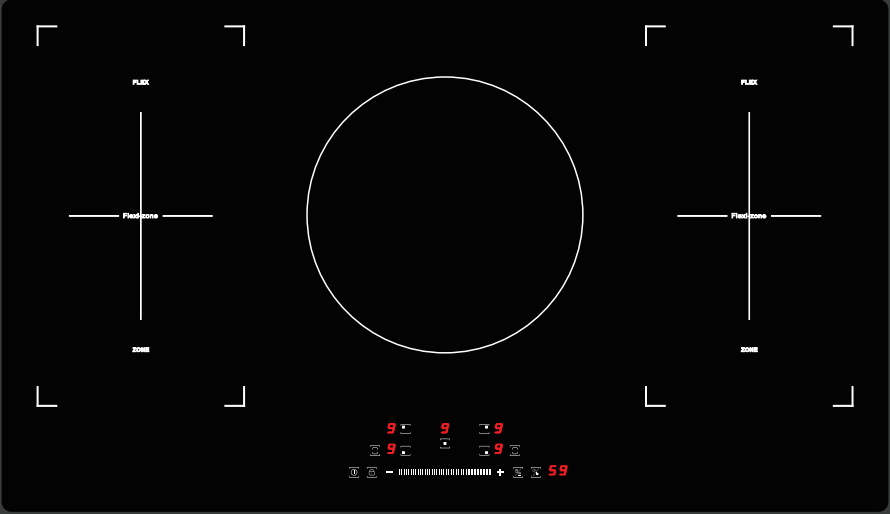


BTS472G1MWP-2

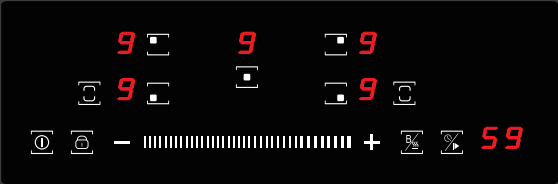


Model No.	BTS472G1HQWP-2	BTS472G1MWP-2
Product Features		
Booster	4 Boosters	4 Boosters
Power Setting	● 9 Levels	● 9 Levels
Timer	● 99 Mins	● 99 Mins
Pan Sensor	●	●
Keep Warm	●	●
Pause	●	●
Auto Safety Switch-off	● 90 Mins	● 90 Mins
Residual Heat Indicator	● "H"	● "H"
Child Lock	●	●
User Interface Options		
Mono Touch	<input type="radio"/>	<input type="radio"/>
Mono Slider	<input type="radio"/>	●
Hidden Slider	●	<input type="radio"/>
TFT Touch	<input type="radio"/>	<input type="radio"/>
Power Feature		
Voltage&Frequency	220~240V,50/60Hz	220~240V,50/60Hz
Total Power	7.2KW	7.2KW
Front Left Zone	● 190mm,2000/2800W	● 210mm, 2300/2600W
Rear Left Zone	● 190mm,1500/2000W	● 160mm,1200/1500W
Rear Right Zone	● 190mm,1500/2000W	● 160mm,1200/1500W
Front Right Zone	● 190mm,2000/2800W	● 210mm, 2300/2600W
Free Zone	● 190*385mm, 3000/3600W	-
Dimension		
Net (WxDxH)	900*350*60mm	900*350*60mm
Cut-out (WxD)	870*320mm	870*320mm
Packaging (WxDxH)	1040*505*185mm	1040*505*185mm
Net Weight	10.8Kg	10.8Kg
Gross Weight	13.2Kg	13.2Kg
20'GP / 40'GP / 40'HQ	264pcs / 552pcs / 644pcs	264pcs / 552pcs / 644pcs
Standard Approval	CB/CE/LVD/EMC/RoHS	CB/CE/LVD/EMC/RoHS

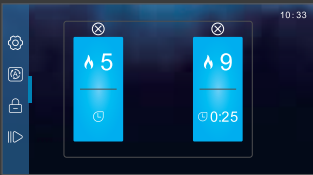
BUILT-IN INDUCTION HOB



BTS590G1MQWP



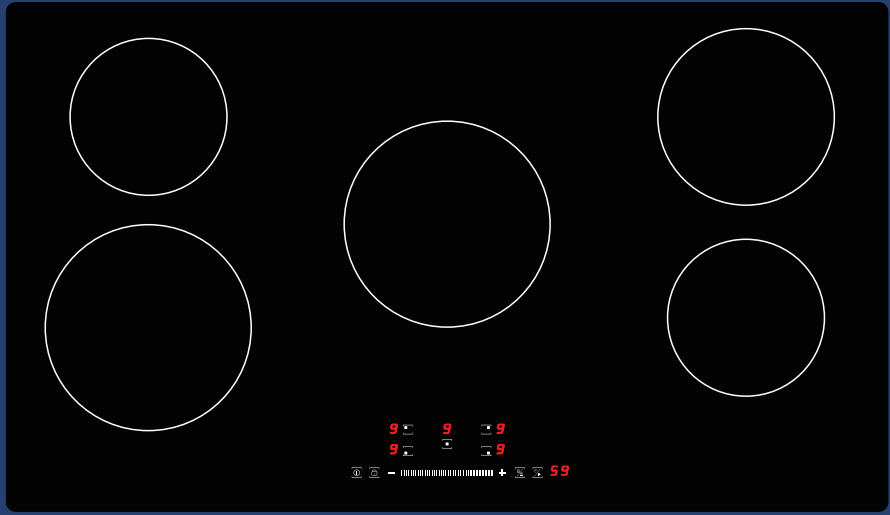
Mono Slider



TFT Touch



Independent Hidden Slider



BTS593G1MWP



Model No.	BTS590G1MQWP	BTS593G1MWP
Product Features		
Booster	5 Boosters	5 Boosters
Power Setting	● 9 Levels	● 9 Levels
Timer	● 99 Mins	● 99 Mins
Pan Sensor	●	●
Keep Warm	●	●
Pause	●	●
Auto Safety Switch-off	● 90 Mins	● 90 Mins
Residual Heat Indicator	● "H"	● "H"
Child Lock	●	●
User Interface Options		
Mono Touch	<input type="radio"/>	<input type="radio"/>
Mono Slider	●	●
Hidden Slider	<input type="radio"/>	<input type="radio"/>
TFT Touch	<input type="radio"/>	<input type="radio"/>
Power Feature		
Voltage&Frequency	220~240V,50/60Hz	220~240V,50/60Hz
Total Power	9.0KW	9.3KW
Front Left Zone	● 190mm,2000/2800W	● 210mm,1800/2100W
Rear Left Zone	● 190mm,1500/2000W	● 160mm,1200/1500W
Middle Zone	● 280mm,2300/3000W	● 210mm,1800/2100W
Rear Right Zone	● 190mm,1500/2000W	● 180mm,1800/2100W
Front Right Zone	● 190mm,2000/2800W	● 160mm,1200/1500W
Free Zone	● 190*385mm, 3000/3600W	-
Dimension		
Net (WxDxH)	900*520*60mm	900*520*60mm
Cut-out (WxD)	870*490mm	870*490mm
Packaging (WxDxH)	1040*675*175mm	1040*675*175mm
Net Weight	12.0Kg	12.0Kg
Gross Weight	14.6Kg	14.6Kg
20'GP / 40'GP / 40'HQ	238pcs / 482pcs / 555pcs	238pcs / 482pcs / 555pcs
Standard Approval	CB/CE/LVD/EMC/RoHS	CB/CE/LVD/EMC/RoHS



BUILT-IN HYBRID AND CERAMIC HOB


Far-infrared heating, healthier and more environmentally friendly.
Double protection function, safer and more reassuring.

BUILT-IN HYBRID AND CERAMIC HOB

30CM / 12 Inch 2 Zones




ATM230R1AM
ATE230R1AM





Mono Touch



Mono Slider




ATM354R1AMD
ATE354R1AMD



Model No.	ATM230R1AM ATE230R1AM	ATM230R1AD ATE230R1AD	ATM354R1AMD ATE354R1AMD	ATM353R1AD ATE353R1AD
Product Features				
Power Setting	● 9 Levels	● 9 Levels	● 9 Levels	● 9 Levels
Timer	● 120 Mins	● 120 Mins	● 120 Mins	● 120 Mins
Pan Sensor	-	-	-	-
Keep Warm	-	-	-	-
Pause	-	-	-	-
Auto Safety Switch-off	● 90 Mins	● 90 Mins	● 90 Mins	● 90 Mins
Residual Heat Indicator	● "H"	● "H"	● "H"	● "H"
Child Lock	●	●	●	●
User Interface Options				
Mono Touch	○	●	○	●
Mono Slider	●	○	●	○
Power Feature				
Voltage&Frequency	220~240V,50/60Hz	220~240V,50/60Hz	220~240V,50/60Hz	220~240V,50/60Hz
Total Power	3.0KW	3.0KW	5.4KW	5.3KW
Front Left Zone	● 165mm, 1200W	● 165mm, 1200W	● 300mm, 1500/2400W	● 230mm, 1500/2300W
Rear Left Zone	● 200mm, 1800W	● 200mm, 900/1800W	-	-
Rear Right Zone	-	-	● 165mm, 1200W	● 165mm, 1200W
Front Right Zone	-	-	● 200mm, 1800W	● 200mm, 1800W
Dimension				
Net (WxDxH)	290*520*60mm	290*520*60mm	590*520*60mm	590*520*60mm
Cut-out (WxD)	260*490mm	260*490mm	560*490mm	560*490mm
Packaging (WxDxH)	350*590*90mm	350*590*90mm	650*595*110mm	650*595*110mm
Net Weight	4.2Kg	4.2Kg	8.2Kg	8.2Kg
Gross Weight	5.3Kg	5.3Kg	10.0Kg	10.0Kg
20'GP / 40'GP / 40'HQ	1571pcs / 3222pcs / 3655pcs	1571pcs / 3222pcs / 3655pcs	855pcs / 1744pcs / 1962pcs	855pcs / 1744pcs / 1962pcs
Standard Approval	CB/CE/LVD/EMC/RoHS	CB/CE/LVD/EMC/RoHS	CB/CE/LVD/EMC/RoHS	CB/CE/LVD/EMC/RoHS

BUILT-IN HYBRID AND CERAMIC HOB


60CM / 24Inch 77CM / 30Inch 4 Zones



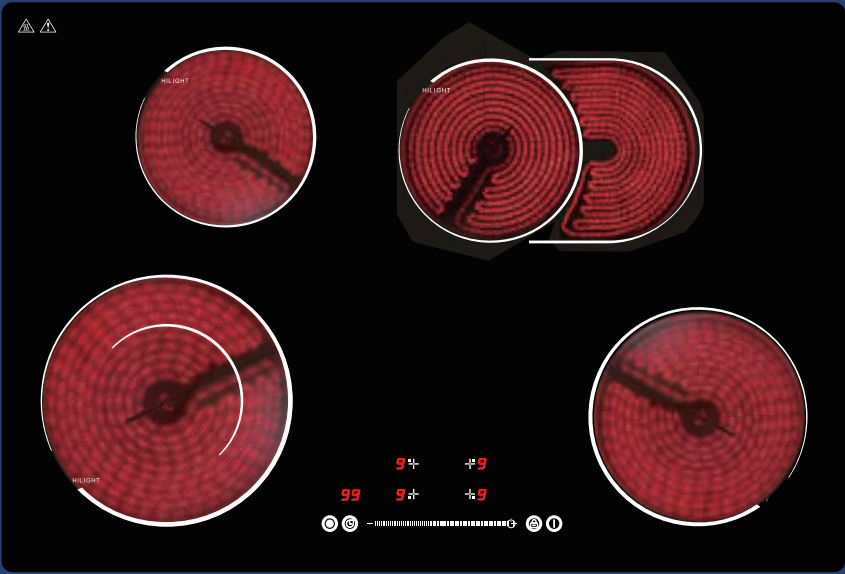
ATM460R1AM
ATE460R1AM




Mono Slider



Mono Touch



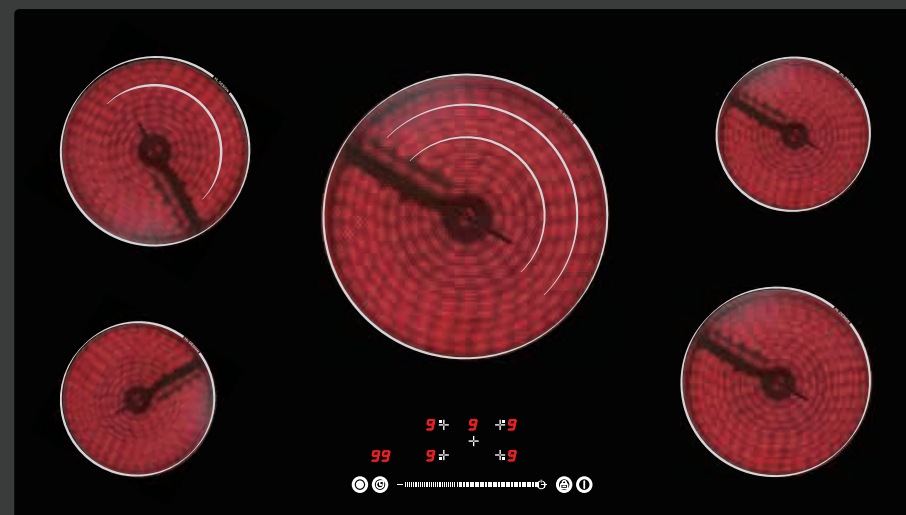
ATM472R1AMD
ATE472R1AMD




Model No.	ATM460R1AMD ATE460R1AMD	ATM466R1AD ATE466R1AD	ATM472R1AMD ATE472R1AMD
Product Features			
Power Setting	● 9 Levels	● 9 Levels	● 9 Levels
Timer	● 120 Mins	● 120 Mins	● 120 Mins
Pan Sensor	-	-	-
Keep Warm	-	-	-
Pause	-	-	-
Auto Safety Switch-off	● 90 Mins	● 90 Mins	● 90 Mins
Residual Heat Indicator	● "H"	● "H"	● "H"
Child Lock	●	●	●
User Interface Options			
Mono Touch	○	●	○
Mono Slider	●	○	●
Power Feature			
Voltage&Frequency	220~240V,50/60Hz	220~240V,50/60Hz	220~240V,50/60Hz
Total Power	6.0KW	6.6KW	7.2KW
Front Left Zone	● 165mm, 1200W	● 230mm, 1100/2200W	● 230mm, 1100/2200W
Rear Left Zone	● 200mm, 1800W	● 165mm, 1200W	● 165mm, 1200W
Rear Right Zone	● 165mm, 1200W	● 270*165mm, 1100W/2000W	● 270*165mm, 1100W/2000W
Front Right Zone	● 200mm, 1800W	● 165mm,1200W	● 200mm, 1800W
Dimension			
Net (WxDxH)	590*520*52mm	590*520*52mm	770*520*52mm
Cut-out (WxD)	560*490mm	560*490mm	560*490mm
Packaging (WxDxH)	640*590*90mm	640*590*90mm	650*595*110mm
Net Weight	7.4Kg	7.4Kg	9.6Kg
Gross Weight	9.6Kg	9.6Kg	12.1Kg
20'GP / 40'GP / 40'HQ	855pcs / 1744pcs / 1962pcs	855pcs / 1744pcs / 1962pcs	650pcs / 1178pcs / 1345pcs
Standard Approval	CB/CE/LVD/EMC/RoHS	CB/CE/LVD/EMC/RoHS	CB/CE/LVD/EMC/RoHS

BUILT-IN HYBRID AND CERAMIC HOB


90CM/36Inch 5 Zones



ATM589R1AMD
ATE589R1AMD

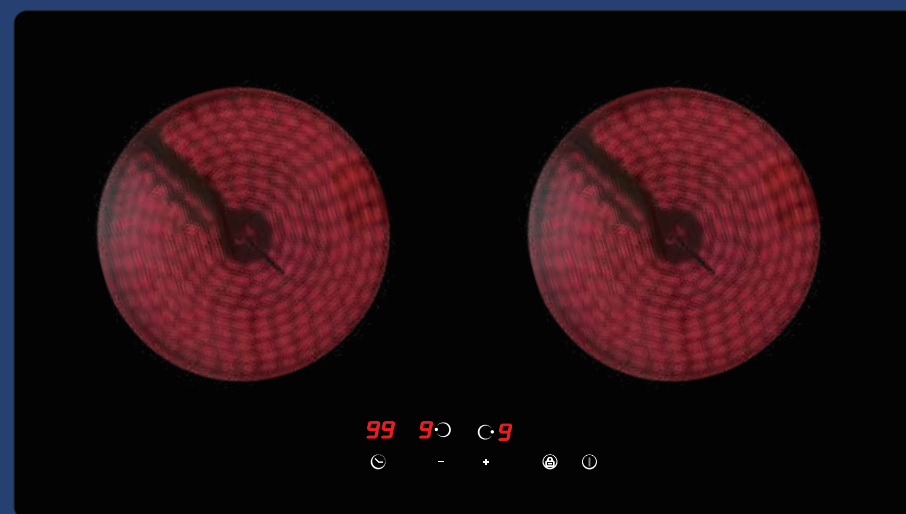


Mono Slider



Mono Touch

71CM / 28Inch 2 Zones



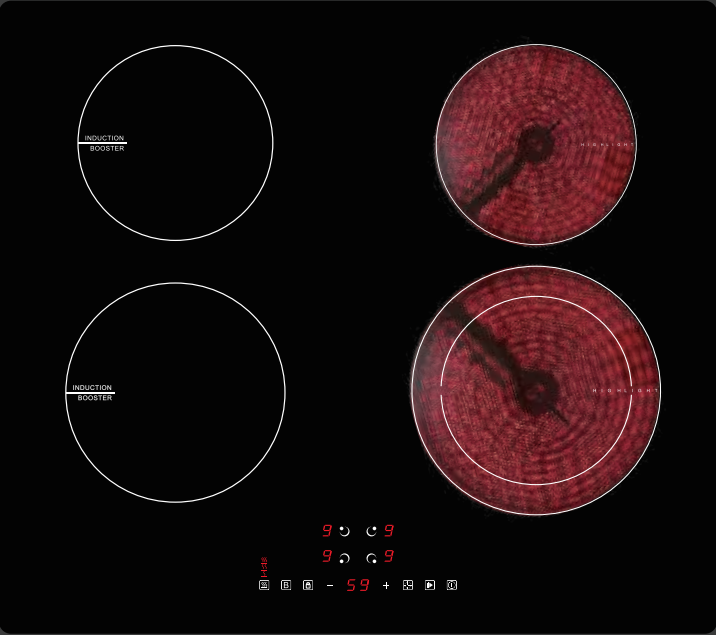
ATM232R1A
ATE232R1A




Model No.	ATM589R1AMD ATE589R1AMD	ATM584R1AMD ATE584R1AMD	ATM232R1A ATE232R1A
Product Features			
Power Setting	● 9 Levels	● 9 Levels	● 9 Levels
Timer	● 120 Mins	● 120 Mins	● 120 Mins
Pan Sensor	-	-	-
Keep Warm	-	-	-
Pause	-	-	-
Auto Safety Switch-off	● 90 Mins	● 90 Mins	● 90 Mins
Residual Heat Indicator	● "H"	● "H"	● "H"
Child Lock	●	●	●
User Interface Options			
Mono Touch	○	○	●
Mono Slider	●	●	○
Power Feature			
Voltage&Frequency	220~240V,50/60Hz	220~240V,50/60Hz	220~240V,50/60Hz
Total Power	8.9KW	8.4KW	3.2KW
Front Left Zone	● 165mm, 1200W	● 165mm, 1200W	● 230mm,1000/2200W
Rear Left Zone	● 200mm, 1000/2000W	● 200mm, 1000/2000W	● 230mm,1000/2200W
Middle Zone	● 300mm, 2700W (800/900/1000W)	● 270*165mm, 1100/2000W	-
Rear Right Zone	● 165mm, 1200W	● 165mm, 1200W	-
Front Right Zone	● 200mm, 1800W	● 200mm, 1000/2000W	-
Dimension			
Net (WxDxH)	900*350*60mm	900*350*60mm	710*400*60mm
Cut-out (WxD)	870*320mm	870*320mm	680*370mm
Packaging (WxDxH)	1040*505*185mm	1040*505*185mm	TBD
Net Weight	10.8Kg	10.8Kg	TBD
Gross Weight	13.2Kg	13.2Kg	TBD
20'GP / 40'GP / 40'HQ	264pcs / 552pcs / 644pcs	264pcs / 552pcs / 644pcs	TBD
Standard Approval	CB/CE/LVD/EMC/RoHS	CB/CE/LVD/EMC/RoHS	CB/CE/LVD/EMC/RoHS

BUILT-IN HYBRID AND CERAMIC HOB


60CM / 24Inch 4 Zones



ETMS465G1R1WP




Mono Touch

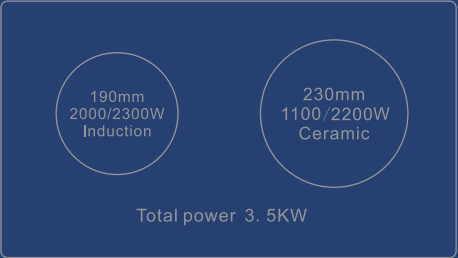


Mono Touch

71CM / 28Inch 2 Zones



ETMS245G1R1WP



Model No.	ETMS465G1R1WP	ETMS467G1R1WP	ETMS245G1R1WP
Product Features			
Booster	2 Boosters	2 Boosters	2 Boosters
Power Setting	● 9 Levels	● 9 Levels	● 9 Levels
Timer	● 99 Mins	● 99 Mins	● 99 Mins
Pan Sensor	●	●	●
Keep Warm	●	●	●
Pause	●	●	●
Auto Safety Switch-off	● 90 Mins	● 90 Mins	● 90 Mins
Residual Heat Indicator	● "H"	● "H"	● "H"
Child Lock	●	●	●
User Interface Options			
Mono Touch	●	●	●
Mono Slider	○	○	○
Hidden Slider	-	-	-
TFT Touch	-	-	-
Power Feature			
Voltage&Frequency	220~240V,50/60Hz	220~240V,50/60Hz	220~240V,50/60Hz
Total Power	6.5KW	6.7KW	3.5KW
Front Left Zone	● 180mm, 2000/2300W	● 180mm, 2000/2300W	● 190mm,2000/2300W
Rear Left Zone	● 160mm,1200/1500W	● 160mm,1200/1500W	● 230mm,1100/2200W(Ceramic)
Rear Right Zone	● 165mm,1200W(Ceramic)	● 165mm,1200W(Ceramic)	-
Front Right Zone	● 200mm,1800W (Ceramic)	● 200mm,1000/2000W(Ceramic)	-
Dimension			
Net (WxDxH)	590*520*60mm	590*520*60mm	710*400*60mm
Cut-out (WxD)	565*495mm	565*495mm	680*370mm
Packaging (WxDxH)	650*595*110mm	650*595*110mm	TBD
Net Weight	9.0Kg	4.8Kg	TBD
Gross Weight	10.2Kg	6.0Kg	TBD
20'GP / 40'GP / 40'HQ	550pcs/1200pcs/1400pcs	550pcs/1200pcs/1400pcs	TBD
Standard Approval	CB/CE/LVD/EMC/RoHS	CB/CE/LVD/EMC/RoHS	CB/CE/LVD/EMC/RoHS

ELECTRIC RANGES

Integrated induction or radiant heater perfectly in just one single appliance

Large Oven Window

Make it easy to check on cooking food without opening the oven door.

Electrical Cooktop

Innovative, fast, efficient cooking.

Black Glass Top

Catches the mess

Fit Guarantee

Guaranteed for an exact fit to make replacement easy.

Booster

Faster heating on your induction cooktop



PRODUCT ADVANTAGES

Tinka electric ranges with both 4 burners and 5 burners electrical cooktop- combine perfectly technology of induction & radiant heater.

Radiant Glow Infrared Electric Heater

Quickly heat up your cookware, providing fast and efficient cooking results.

Induction Cooktop Technology

Innovative, fast, efficient cooking.

Hot Air Convection Oven

Ensures that hot air is evenly distributed throughout the oven



ELECTRIC RANGES

20" Electric Ranges



Descriptions

Stainless steel body
Large oven window
4 zones electrical burners
Lamp,hot air convection,rotisserie
60L oven capacity

Model No.	ERA20498J1	ERB204108J1
Voltage & Frequency	240V/60Hz	240V/60Hz
Total Power	9.8 kW	10.8 kW
Cooktop Features		
Rated Power (max.)	6.0 kW	7.0 kW
Booster	-	● 4 Boosters
Residual Heat Indicator	●	●
Timer	○ 99 mins	○ 99 mins
Pan Sensor	-	●
Child Lock	-	○
Power Level	9 Levels	9 Levels
Front Left Zone	200mm,1800W	180mm,1500/2000W
Rear Left Zone	165mm,1200W	160mm,1200/1500W
Rear Right Zone	200mm,1800W	180mm,1500/2000W
Front Right Zone	165mm,1200W	160mm,1200/1500W
Heating Element	Radiant Heater	Induction
Oven Features		
Rated Power (max.)	3.8 kW	3.8 kW
Top Heating Element	● 2000W	● 2000W
Bottom Heating Element	● 1800W	● 1800W
Rear Heating Element	○ 1200W	○ 1200W
Oven Lamp	● 25W	● 25W
Convection	○ 18W	○ 18W
Cooling Fan	○ 17W	● 17W
Rotisserie	○ 6W	○ 6W
Oven Capacity	60L / 2.1 cu.ft.	60L / 2.1 cu.ft.
Dimension		
Product (WxDxH)	494*638*935 mm	494*638*935 mm
Packaging (WxDxH)	554*663*980 mm	554*663*980 mm
Net Weight	70 kg	72 kg
Gross Weight	85 kg	87 kg
40'HQ	166 pcs	166 pcs



ELECTRIC RANGES

24" Electric Ranges

Descriptions

- Stainless steel body
- Large oven window
- 4 zones electrical burners
- Lamp,hot air convection,rotisserie
- 80L oven capacity

Model No.	ERA244102 (M1/J1)	ERB244108(M1/J1)
Voltage & Frequency	240V/60Hz	240V/60Hz
Total Power	10.2 kW	10.8 kW
Cooktop Features		
Rated Power (max.)	6.4 kW	7.0 kW
Booster	-	● 4 Boosters
Residual Heat Indicator	●	●
Timer	○ 99 mins	○ 99 mins
Pan Sensor	-	●
Child Lock	-	○
Power Level	9 Levels	9 Levels
Front Left Zone	200mm,1100/2200W	180mm,1800/2300W
Rear Left Zone	165mm,1200W	160mm,1200/1500W
Rear Right Zone	200mm,1800W	180mm,1800/2300W
Front Right Zone	165mm,1200W	160mm,1200/1500W
Heating Element	Radiant Heater	Induction
Oven Features		
Rated Power (max.)	3.8 kW	3.8 kW
Top Heating Element	● 2000W	● 2000W
Bottom Heating Element	● 1800W	● 1800W
Rear Heating Element	-	-
Oven Lamp	● 25W	● 25W
Convection	○ 18W	○ 18W
Cooling Fan	○ 17W	● 17W
Rotisserie	○ 6W	○ 6W
Oven Capacity	80L / 2.8 cu.ft.	80L / 2.8 cu.ft.
Dimension		
Product (WxDxH)	600*720*935 mm	600*720*935 mm
Packaging (WxDxH)	690*680*1100 mm	690*680*1100 mm
Net Weight	85 kg	88 kg
Gross Weight	105 kg	108 kg
40'HQ	102 pcs	102 pcs

ELECTRIC RANGES

30" Electric Ranges



Descriptions

Stainless steel body
Large oven window
4 or 5 zones electrical burners
Lamp,hot air convection,rotisserie
124L oven capacity

Model No.	ERA305116 (M1/J1)	ERB304120 (M1/J1)
Voltage & Frequency	240V/60Hz	240V/60Hz
Total Power	11.6 kW	12.0 kW
Cooktop Features		
Rated Power (max.)	7.8 kW	7.2 kW
Booster	-	● 4 Boosters
Residual Heat Indicator	●	●
Timer	-	○ 99 mins
Pan Sensor	-	●
Child Lock	-	○
Power Level	9 Levels	9 Levels
Front Left Zone	300mm,3300W(1200W+1200W+900W)	160mm,1200/1500W
Rear Left Zone	165mm,100W	210mm,2300/2600W
Rear Middle Zone	165mm,1200W	-
Rear Right Zone	165mm,1200W	210mm,2300/2600W
Front Right Zone	200mm,2000W	160mm,1200/1500W
Heating Element	Radiant Heater	Induction
Oven Features		
Rated Power (max.)	3.8 kW	3.8 kW
Top Heating Element	● 2000W	● 2000W
Bottom Heating Element	● 1800W	● 1800W
Rear Heating Element	○ 1200W	○ 1200W
Oven Lamp	● 25W	● 25W
Convection	○ 18W	○ 18W
Cooling Fan	○ 17W	● 17W
Rotisserie	○ 6W	○ 6W
Oven Capacity	124L / 4.4 cu.ft.	124L / 4.4 cu.ft.
Dimension		
Product (WxDxH)	760*735*935 mm	760*735*935 mm
Packaging (WxDxH)	840*760*1155 mm	840*760*1155 mm
Net Weight	110 kg	108 kg
Gross Weight	130 kg	128 kg
40'HQ	84 pcs	84 pcs

ELECTRIC RANGES


36" Electric Ranges



Descriptions

- Stainless steel body
- Large oven window
- 5 or 6 zones electrical burners
- Lamp,hot air convection,rotisserie
- 154L oven capacity

Model No.	ERA366146M1	ERB365138M1
Voltage & Frequency	240V/60Hz	240V/60Hz
Total Power	14.6 kW	13.8 kW
Cooktop Features		
Rated Power (max.)	9.8 kW	9.0 kW
Booster	-	● 5 Boosters
Residual Heat Indicator	●	●
Timer	-	○ 99 mins
Pan Sensor	-	●
Child Lock	-	○
Power Level	9 Levels	9 Levels
Front Left Zone	300mm,3300W(1200W+1200W+900W)	190*190mm,2000/2800W
Rear Left Zone	165mm,100W	190*190mm,1500/2000W
Front Middle Zone	165mm,1200W	280mm,2300/3000W
Rear Middle Zone	200mm,2000W	-
Rear Right Zone	165mm,1200W	190*190mm,1500/2000W
Front Right Zone	200mm,2000W	190*190mm,2000/2800W
Heating Element	Radiant Heater	Induction
Oven Features		
Rated Power (max.)	4.8 kW	4.8 kW
Top Heating Element	● 3000W	● 3000W
Bottom Heating Element	● 1800W	● 1800W
Rear Heating Element	○ 1200W	○ 1200W
Oven Lamp	● 25W	● 25W
Convection	○ 18W	○ 18W
Cooling Fan	○ 17W	● 17W
Rotisserie	○ 6W	○ 6W
Oven Capacity	154L / 5.4 cu.ft.	154L / 5.4 cu.ft.
Dimension		
Product (WxDxH)	914*735*935 mm	914*735*935 mm
Packaging (WxDxH)	995*760*1155 mm	995*760*1155 mm
Net Weight	130 kg	132 kg
Gross Weight	150 kg	152 kg
40'HQ	72 pcs	72 pcs



Series

HZQ598B2

60CM 3 BURNER GLASS HOB

FEATURES

- 3-Burner Hob
- Black Tempered Glass 8mm
- Automatic ignition
- NG, LPG
- Square/Round Cast Iron Pan Support With Flame Guard
- 4.0kW/2.5kW/1.8kW



OPTIONS

Burner Material: Full brass/Brass cap+Alu. Base burners
Knob: Metal/Plastic Knobs
Drip Pan : Matt Enamel/Stainless steel
FFD : Optional

DIMENSIONS


Cut-out Size(mm) : 555x475 4-R20
Product Dimension(mm) : 600x520x150

HZQ597B2

60CM 4 BURNER GLASS HOB

FEATURES

- 4-Burner Hob
- Black Tempered Glass 8mm
- Automatic ignition
- NG, LPG
- Square/Round Cast Iron Pan Support With Flame Guard
- 4.0kW/2.5kW/1.8kW/1.8kW



OPTIONS

Burner Material: Full brass/Brass cap+Alu. Base burners
Knob: Metal/Plastic Knobs
Drip Pan : Matt Enamel/Stainless steel
FFD : Optional

DIMENSIONS

Cut-out Size(mm) : 555x475 4-R20
Product Dimension(mm) : 600x520x150



HZQ599B2



HZQ600B3 78CM 3 BURNER GLASS HOB

FEATURES

- 3-Burner Hob
- Black Tempered Glass 8mm
- Automatic ignition
- NG, LPG
- Square/Round Cast Iron Pan Support With Flame Guard
- 4.0kW/2.5kW/1.8kW



OPTIONS

Burner Material: Full brass/Brass cap+Alu. Base burners
Knob: Metal/Plastic Knobs
Drip Pan : Matt Enamel/Stainless steel
FFD : Optional

DIMENSIONS

Cut-out Size(mm) : 700x400 4-R20
Product Dimension(mm) : 780x460x150

HZQ600B2 78CM 3 BURNER GLASS HOB

FEATURES

- 3-Burner Hob
- Black Tempered Glass 8mm
- Automatic ignition
- NG, LPG
- Square/Round Cast Iron Pan Support With Flame Guard
- 4.0kW/2.5kW/1.8kW



OPTIONS

Burner Material: Full brass/Brass cap+Alu. Base burners
Knob: Metal/Plastic Knobs
Drip Pan : Matt Enamel/Stainless steel
FFD : Optional

DIMENSIONS

Cut-out Size(mm) : 700x400 4-R20
Product Dimension(mm) : 780x460x150

HZQ595B2

80CM 4 BURNER GLASS HOB

FEATURES

- 4-Burner Hob
- Black Tempered Glass 8mm
- Automatic ignition
- NG, LPG
- Square/Round Cast Iron Pan Support With Flame Guard
- 4.0kW/2.5kW/1.8kW/1.8kW



OPTIONS

Burner Material: Full brass/Brass cap+Alu. Base burners
Knob: Metal/Plastic Knobs
Drip Pan : Matt Enamel/Stainless steel
FFD : Optional

DIMENSIONS

Cut-out Size(mm) : 685x475 4-R20
Product Dimension(mm) : 800x520x150

HZQ596B3

80CM 4 BURNER GLASS HOB

FEATURES

- 4-Burner Hob
- Black Tempered Glass 8mm
- Automatic ignition
- NG, LPG
- Square/Round Cast Iron Pan Support With Flame Guard
- 4.0kW/2.5kW/1.8kW/1.8kW



OPTIONS

Burner Material: Full brass/Brass cap+Alu. Base burners
Knob: Metal/Plastic Knobs
Drip Pan : Matt Enamel/Stainless steel
FFD : Optional

DIMENSIONS

Cut-out Size(mm) : 685x475 4-R20
Product Dimension(mm) : 800x520x150

HZQ592B2 90CM 5 BURNER GLASS HOB

FEATURES

- 5-Burner Hob
- Black Tempered Glass 8mm
- Automatic ignition
- NG, LPG
- Square/Round Cast Iron Pan Support With Flame Guard
- 4.0kW/2.5kW/1.8kW/1.8kW/1.8kW



OPTIONS

Burner Material: Full brass/Brass cap+Alu. Base burners
Knob: Metal/Plastic Knobs
Drip Pan : Matt Enamel/Stainless steel
FFD : Optional

DIMENSIONS

Cut-out Size(mm) : 800x475 4-R20
Product Dimension(mm) : 865x520x150

HZQ593B3 90CM 5 BURNER GLASS HOB

FEATURES

- 5-Burner Hob
- Black Tempered Glass 8mm
- Automatic ignition
- NG, LPG
- Square/Round Cast Iron Pan Support With Flame Guard
- 4.0kW/2.5kW/1.8kW/1.8kW/1.8kW



OPTIONS

Burner Material: Full brass/Brass cap+Alu. Base burners
Knob: Metal/Plastic Knobs
Drip Pan : Matt Enamel/Stainless steel
FFD : Optional

DIMENSIONS

Cut-out Size(mm) : 800x475 4-R20
Product Dimension(mm) : 865x520x150

HZQ594B2



HZQ589B1 60CM 3 BURNER GLASS HOB

FEATURES


- 3-Burner Hob
- Black Tempered glass 8mm
- Automatic ignition
- NG, LPG
- Square Cast Iron Pan Support
- 4.0kW/1.5kW/1.5kW

OPTIONS

Burner Material : Full brass/Brass cap+Alu. base burners
Knob : Metal/Plastic knobs
Drip Pan : Matt Enamel/Stainless steel
FFD : Optional

DIMENSIONS

Cut-out Size(mm) : 555x475 4-R20
Product Dimension(mm) : 600x520x150
Packaging(mm) : 660x580x200



HZQ599B1 60CM 3 BURNER GLASS HOB

FEATURES



- 3-Burner Hob
- Black Tempered glass 8mm
- Automatic ignition
- NG, LPG
- Round Cast Iron Pan Support
- 4.0kW/1.5kW/1.5kW

OPTIONS


Burner Material : Full brass/Brass cap+Alu. base burners
Knob : Metal/Plastic knobs
Drip Pan : Matt Enamel/Stainless steel
FFD : Optional

DIMENSIONS

Cut-out Size(mm) : 555x475 4-R20
Product Dimension(mm) : 600x520x150
Packaging(mm) : 660x580x200



HZQ588B1



HZQ598B1

HZQ587B1 60CM 4 BURNER GLASS HOB

FEATURES


- 4-Burner Hob
- Black Tempered glass 8mm
- Automatic ignition
- NG, LPG
- Square / Round Cast Iron Pan Support
- 4.0kW/1.5kW/1.5kW/1.5kW

OPTIONS

Burner Material : Full brass/Brass cap+Alu. base burners
Knob : Metal/Plastic knobs
Drip Pan : Matt Enamel/Stainless steel
FFD : Optional

DIMENSIONS

Cut-out Size(mm) : 555x475 4-R20
Product Dimension(mm) : 600x520x150
Packaging(mm) : 660x580x200



HZQ591B1 78CM 3 BURNER GLASS HOB

FEATURES


- 3-Burner Hob
- Black Tempered glass 8mm
- Automatic ignition
- NG, LPG
- Square / Round Cast Iron Pan Support
- 4.0kW/2.5kW/1.5kW

OPTIONS

Burner Material : Full brass/Brass cap+Alu. base burners
Knob : Metal/Plastic knobs
Drip Pan : Matt Enamel/Stainless steel
FFD : Optional

DIMENSIONS

Cut-out Size(mm) : 700x400 4-R20
Product Dimension(mm) : 780x460x150
Packaging(mm) : 860x520x200



HZQ597B1



HZQ601B1

HZQ590B1

78CM 3 BURNER GLASS HOB

FEATURES


- 3-Burner Hob
- Black Tempered glass 8mm
- Automatic ignition
- NG, LPG
- Square Cast Iron Pan Support
- 4.0kW/2.5kW/1.5kW

OPTIONS

Burner Material : Full brass/Brass cap+Alu. base burners
Knob : Metal/Plastic knobs
Drip Pan : Matt Enamel/Stainless steel
FFD : Optional

DIMENSIONS

Cut-out Size(mm) : 700x400 4-R20
Product Dimension(mm) : 780x460x150
Packaging(mm) : 860x520x200



HZQ600B1

78CM 3 BURNER GLASS HOB

FEATURES

- 3-Burner Hob
- Black Tempered glass 8mm
- Automatic ignition
- NG, LPG
- Round Cast Iron Pan Support
- 4.0kW/2.5kW/1.5kW

OPTIONS

Burner Material : Full brass/Brass cap+Alu. base burners
Knob : Metal/Plastic knobs
Drip Pan : Matt Enamel/Stainless steel
FFD : Optional

DIMENSIONS

Cut-out Size(mm) : 700x400 4-R20
Product Dimension(mm) : 780x460x150
Packaging(mm) : 860x520x200



HZQ585B1

80CM 4 BURNER GLASS HOB

FEATURES


- 4-Burner Hob
- Black Tempered glass 8mm
- Automatic ignition
- NG, LPG
- Square / Round Cast Iron Pan Support
- 4.0kW/2.5kW/1.5kW/1.5kW

OPTIONS

Burner Material : Full brass/Brass cap+Alu. base burners
Knob : Metal/Plastic knobs
Drip Pan : Matt Enamel/Stainless steel
FFD : Optional

DIMENSIONS

Cut-out Size(mm) : 685x475 4-R20
Product Dimension(mm) : 800x520x140
Packaging(mm) : 860x580x200



HZQ586B1

80CM 4 BURNER GLASS HOB

FEATURES



- 4-Burner Hob
- Black Tempered glass 8mm
- Automatic ignition
- NG, LPG
- Square / Round Cast Iron Pan Support
- 4.0kW/2.5kW/1.5kW/1.5kW

OPTIONS


Burner Material : Full brass/Brass cap+Alu. base burners
Knob : Metal/Plastic knobs
Drip Pan : Matt Enamel/Stainless steel
FFD : Optional

DIMENSIONS

Cut-out Size(mm) : 685x475 4-R20
Product Dimension(mm) : 800x520x140
Packaging(mm) : 860x580x200



HZQ595B1



HZQ596B1

HZQ582B1

90CM 5 BURNER GLASS HOB

FEATURES


- 5-Burner Hob
- Black Tempered glass 8mm
- Automatic ignition
- NG, LPG
- Square / Round Cast Iron Pan Support
- 4.0kW/2.5kW/1.5kW/1.5kW/1.5kW

OPTIONS

Burner Material : Full brass/Brass cap+Alu. base burners
Knob : Metal/Plastic knobs
Drip Pan : Matt Enamel/Stainless steel
FFD : Optional

DIMENSIONS

Cut-out Size(mm) : 800x475 4-R20
Product Dimension(mm) : 865x520x140
Packaging(mm) : 950x580x200



HZQ584B1

90CM 5 BURNER GLASS HOB

FEATURES


- 5-Burner Hob
- Black Tempered glass 8mm
- Automatic ignition
- NG, LPG
- Square / Round Cast Iron Pan Support
- 4.0kW/2.5kW/1.5kW/1.5kW/1.5kW

OPTIONS

Burner Material : Full brass/Brass cap+Alu. base burners
Knob : Metal/Plastic knobs
Drip Pan : Matt Enamel/Stainless steel
FFD : Optional

DIMENSIONS

Cut-out Size(mm) : 800x475 4-R20
Product Dimension(mm) : 865x520x140
Packaging(mm) : 950x580x200



HZQ592B1



HZQ594B1



HZQ583B1

90CM 5 BURNER GLASS HOB

FEATURES

- 5-Burner Hob
- Black Tempered glass 8mm
- Automatic ignition
- NG, LPG
- Square / Round Cast Iron Pan Support
- 4.0kW/2.5kW/1.5kW/1.5kW/1.5kW

OPTIONS

Burner Material : Full brass/Brass cap+Alu. base burners

Knob : Metal/Plastic knobs

Drip Pan : Matt Enamel/Stainless steel


FFD : Optional

DIMENSIONS

Cut-out Size(mm) : 800x475 4-R20

Product Dimension(mm) : 865x520x140

Packaging(mm) : 950x580x200



HZQ593B1





Series

HZQ556B1 60CM 3 BURNER GLASS HOB

FEATURES


- 3-Burner Hob
- Black Tempered glass 8mm
- Automatic ignition
- NG, LPG
- Cast Iron Pan Support Square/Round
- 4.5kW/2.0kW/1.5kW

OPTIONS

Burner Material : Brass/Aluminum
Knob : Metal/Plastic knobs
Drip Pan : Matt Enamel/Stainless steel
FFD : Optional

DIMENSIONS

Cut-out Size(mm) : 555x475 4-R20
Product Dimension(mm) : 600x520x150
Packaging(mm) : 660x580x200



HZQ555B1 60CM 4 BURNER GLASS HOB

FEATURES


- 4-Burner Hob
- Black Tempered glass 8mm
- Automatic ignition
- NG, LPG
- Cast Iron Pan Support Square/Round
- 4.5kW/2.0kW/1.5kW/1.5kW

OPTIONS

Burner Material : Brass/Aluminum
Knob : Metal/Plastic knobs
Drip Pan : Matt Enamel/Stainless steel
FFD : Optional

DIMENSIONS

Cut-out Size(mm) : 555x475 4-R20
Product Dimension(mm) : 600x520x150
Packaging(mm) : 660x580x200



HZQ502B3

78CM 3 BURNER GLASS HOB

FEATURES


- 3-Burner Hob
- Black Tempered glass 8mm
- Automatic ignition
- NG, LPG
- Cast Iron Pan Support Square/Round
- 4.5kW/2.0kW/4.5kW

OPTIONS

Burner Material : Brass/Aluminum
Knob : Metal/Plastic knobs
Drip Pan : Matt Enamel/Stainless steel
FFD : Optional

DIMENSIONS

Cut-out Size(mm) : 700x400 4-R20
Product Dimension(mm) : 780x450x150
Packaging(mm) : 860x520x200



HZQ552B3

80CM 4 BURNER GLASS HOB

FEATURES


- 4-Burner Hob
- Black Tempered glass 8mm
- Automatic ignition
- NG, LPG
- Cast Iron Pan Support Square/Round
- 4.5kW/4.5kW/2.0kW/1.5kW

OPTIONS

Burner Material : Brass/Aluminum
Knob : Metal/Plastic knobs
Drip Pan : Matt Enamel/Stainless steel
FFD : Optional

DIMENSIONS

Cut-out Size(mm) : 685x475 4-R20
Product Dimension(mm) : 800x520x150
Packaging(mm) : 860x580x200



HZQ502B2



HZQ552B1



HZQ553B3

80CM 4 BURNER GLASS HOB

FEATURES

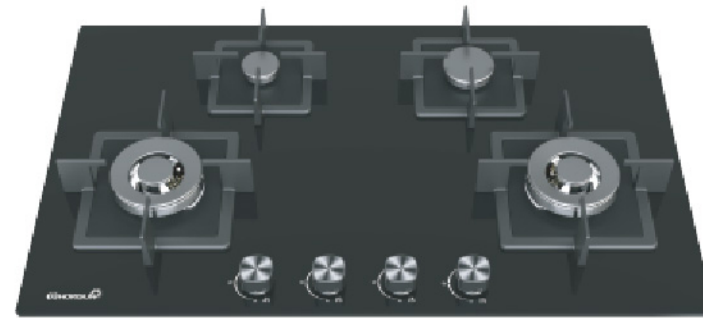
- 4-Burner Hob
- Black Tempered glass 8mm
- Automatic ignition
- NG, LPG
- Cast Iron Pan Support Square/Round
- 4.5kW/4.5kW/2.0kW/1.5kW

OPTIONS

Burner Material : Brass/Aluminum
Knob : Metal/Plastic knobs
Drip Pan : Matt Enamel/Stainless steel
FFD : Optional

DIMENSIONS

Cut-out Size(mm) : 685x475 4-R20
Product Dimension(mm) : 800x520x150
Packaging(mm) : 860x580x200



HZQ551B3

90CM 5 BURNER GLASS HOB

FEATURES

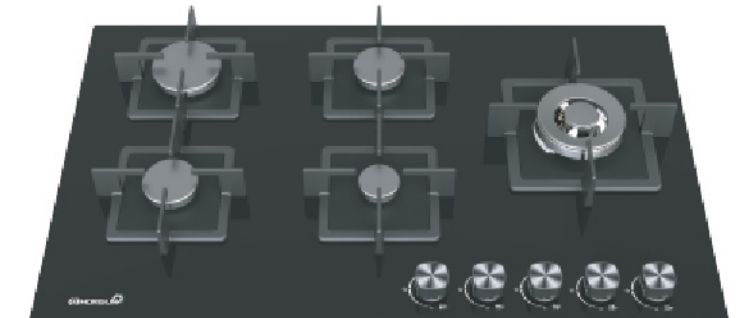
- 5-Burner Hob
- Black Tempered glass 8mm
- Automatic ignition
- NG, LPG
- Cast Iron Pan Support Square/Round
- 4.5kW/2.5kW/1.5kW/1.5kW/1.0kW

OPTIONS

Burner Material : Brass/Aluminum
Knob : Metal/Plastic knobs
Drip Pan : Matt Enamel/Stainless steel
FFD : Optional

DIMENSIONS

Cut-out Size(mm) : 800x475 4-R20
Product Dimension(mm) : 865x520x150
Packaging(mm) : 950x580x200



HZQ553B1



HZQ551B1



HZQ503B2

SINGLE BURNER DOMINO HOB

FEATURES

- Black Tempered glass 8mm/6mm
- Automatic ignition
- NG, LPG
- Cast Iron Pan Support Square/Round
- 4.5kW

OPTIONS

Burner Material : Brass/Aluminum
Knob : Metal/Plastic knobs
Drip Pan : Matt Enamel/Stainless steel
FFD : Optional

DIMENSIONS

Cut-out Size(mm) : 265x490 4-R20
Product Dimension(mm) : 310x510x150
Packaging(mm) : 400x580x200



HZQ504B2

2 BURNER DOMINO HOB

FEATURES


- Black Tempered glass 8mm/6mm
- Automatic ignition
- NG, LPG
- Cast Iron Pan Support Square/Round
- 1.5kW/1.0kW

OPTIONS

Burner Material : Brass/Aluminum
Knob : Metal/Plastic knobs
Drip Pan : Matt Enamel/Stainless steel
FFD : Optional

DIMENSIONS


Cut-out Size(mm) : 265x490 4-R20
Product Dimension(mm) : 310x510x150
Packaging(mm) : 400x580x200



+



=





Series

HZQ545A1

60CM 3 BURNER STAINLESS STEEL HOB

FEATURES

- 3-Burner Hob
- Stainless steel top plate
- Automatic ignition
- NG, LPG
- Cast Iron Continuous Pan Support
- 5.0kW/2.0kW/1.5kW

OPTIONS

Burner Material : Full brass/Brass cap+Alu. base burners
Knob : Stainless Steel

DIMENSIONS

Cut-out Size(mm) : 555x475 4-R20
Product Dimension(mm) : 580x510x150



HZQ543A1

60CM 3 BURNER STAINLESS STEEL HOB

FEATURES


- 3-Burner Hob
- Stainless steel top plate
- Automatic ignition
- NG, LPG
- Cast Iron Continuous Pan Support
- 5.0kW/2.0kW/1.5kW

OPTIONS

Burner Material : Full brass/Brass cap+Alu. base burners
Knob : Stainless Steel

DIMENSIONS

Cut-out Size(mm) : 555x475 4-R20
Product Dimension(mm) : 580x510x150



HZQ542A1

75CM 2 BURNER STAINLESS STEEL HOB

FEATURES

- 2-Burner Hob
- Stainless steel top plate
- Automatic ignition
- NG, LPG
- Cast Iron Continuous Pan Support
- 5.0kW/5.0kW

OPTIONS

Burner Material : Full brass/Brass cap+Alu. base burners
Knob : Metal/Plastic knobs

DIMENSIONS

Cut-out Size(mm) : 730x475 R20
Product Dimension(mm) : 750x510x150



HZQ541A1

75CM 3 BURNER GLASS HOB

FEATURES


- 3-Burner Hob
- Stainless steel top plate
- Automatic ignition
- NG, LPG
- Cast Iron Continuous Pan Support
- 5.0kW/2.0kW/5.0kW

OPTIONS

Burner Material : Full brass/Brass cap+Alu. base burners
Knob : Metal/Plastic knobs

DIMENSIONS

Cut-out Size(mm) : 730x475 R20
Product Dimension(mm) : 750x510x150



HZQ515A2

90CM 3 BURNER STAINLESS STEEL HOB

FEATURES


- 3-Burner Hob
- Stainless steel top plate
- Automatic ignition
- NG, LPG
- Cast Iron Continuous Pan Support
- 5.0kW/2.0kW/5.0kW

OPTIONS

Burner Material : Full brass/Brass cap+Alu. base burners
Knob : Metal/Plastic knobs

DIMENSIONS

Cut-out Size(mm) : 800x475 R20
Product Dimension(mm) : 860x510x150



HZQ508A2

90CM 4 BURNER STAINLESS STEEL HOB

FEATURES

- 4-Burner Hob
- Stainless steel top plate
- Automatic ignition
- NG, LPG
- Cast Iron Continuous Pan Support
- 5.0kW/2.0kW/1.5kW/5.0kW

OPTIONS


Burner Material : Full brass/Brass cap+Alu. base burners
Knob : Metal/Plastic knobs

DIMENSIONS

Cut-out Size(mm) : 800x475 R20
Product Dimension(mm) : 860x510x150



HZQ516A2



HZQ540A1**90CM 5 BURNER STAINLESS STEEL HOB****FEATURES**

- 5-Burner Hob
- Stainless steel top plate
- Automatic ignition
- NG, LPG
- Cast Iron Continuous Pan Support
- 2.5kW/2.5kW/2.0kW/1.5kW/5.0kW

OPTIONS

Burner Material : Full brass/Brass cap+Alu. base burners
Knob : Metal/Plastic knobs

DIMENSIONS

Cut-out Size(mm) : 800x475 R20
Product Dimension(mm) : 860x510x150





Series

HZQ537B2

80CM 2 BURNER GLASS HOB

FEATURES

- 2-Burner Hob
- Black Tempered glass 8mm
- High-cut Sensor x 1
- Automatic ignition
- NG, LPG
- Square Cast Iron Pan Support
- 5.0kW/5.0kW

OPTIONS

Burner Material : Full brass
Knob : Metal/Plastic knobs
Drip Pan : Matt Enamel/Stainless steel
Timer: Optional

DIMENSIONS

Cut-out Size(mm) : 700x400 4-R20
Product Dimension(mm) : 800x460x150



HZQ462B5

80CM 2 BURNER GLASS HOB

FEATURES

- 2-Burner Hob
- Black Tempered glass 8mm
- Automatic ignition
- NG, LPG
- Square Cast Iron Pan Support
- 5.0kW/5.0kW

OPTIONS

Burner Material : Full brass
Knob : Metal/Plastic knobs
Drip Pan : Matt Enamel/Stainless steel
Timer: Optional

DIMENSIONS

Flexible Cut-out Size(mm) : 650-700X350-400 4-R20
Product Dimension(mm) : 780x450x150



HZQ523B3

78CM 2 BURNER COMBI GLASS HOB

FEATURES

- Left : Induction, Right: Gas Burner
- Black Tempered glass 6mm
- Automatic ignition
- NG, LPG
- Square Enamel Pan Support
- 5.0kW/5.0kW
- Aluminum Frame
- Ceramic Glass

OPTIONS

Burner Material : Brass Cap And Aluminum Venturi
Knob : Metal/Plastic knobs
Drip Pan : Stainless steel

DIMENSIONS

Flexible Cut-out Size(mm) : 650-700x350-400
Product Dimension(mm) : 780x450x150



x

HZQ513B1

76CM 2 BURNER GLASS HOB

FEATURES

- 2-Burner Hob
- Black Tempered glass 6mm
- Automatic ignition
- NG, LPG
- Square Enamel Pan Support
- 5.0kW/5.0kW

OPTIONS

Burner Material : Brass Cap And Aluminum Base
Knob : Metal/Plastic knobs
Drip Pan : Matt Enamel/Stainless steel

DIMENSIONS

Flexible Cut-out Size(mm) : 650-700x350-400
Product Dimension(mm) : 780x450x150



HZQ562B1 71CM 2 BURNER GLASS HOB

FEATURES

- 2-Burner Hob
- Black Tempered glass 6mm
- Automatic ignition
- NG, LPG
- Round Enamel Pan Support
- 5.0kW/5.0kW

OPTIONS

Burner Material : Stainless Steel
Knob : Metal/Plastic knobs
Drip Pan : Stainless steel

DIMENSIONS

Flexible Cut-out Size(mm) : 630-650x330-350
Product Dimension(mm) : 710x400x150



HZQ562A1 71CM 2 BURNER STAINLESS STEEL HOB

FEATURES


- 2-Burner Hob
- Stainless Steel Top Plate
- Automatic ignition
- NG, LPG
- Round Enamel Pan Support
- 5.0kW/5.0kW

OPTIONS

Burner Material : Stainless Steel
Knob : Metal/Plastic knobs
Drip Pan : Stainless steel

DIMENSIONS

Flexible Cut-out Size(mm) : 630-670x330-350
Product Dimension(mm) : 710x400x150



HZT017X 71CM 2 BURNER TABLE COOKTOP

FEATURES

- 2-Burner Table Cooktop
- Stainless Steel
- LPG
- Round Enamel Pan Support
- 4.6kW/4.6kW
- With Safety Device

OPTIONS

Burner Material : Brass/Stainless Steel
Knob : Plastic knobs
Drip Pan : Enamel

DIMENSIONS

Product Dimension(mm) : 710x375x115



HZT026X SINGLE BURNER STAINLESS STEEL HOB

FEATURES

- Single Burner Table Cooktop
- Stainless Steel
- LPG
- Round Enamel Pan Support
- 4.5kW
- No Safety Device

OPTIONS

Burner Material : Stainless Steel
Knob : Plastic knobs
Drip Pan : Enamel

DIMENSIONS

Product Dimension(mm) : 300x375x115



HZT025X





Range Hood
Chimney

CXW-188-Q031CPL51
90CM RANGE HOOD

FEATURES

RANGE HOODS	Super Slim Hood
MODEL NO.	CXW-188-Q031CPL51
MODEL DIMENSION(MM)	896*340*690
PACKING DIMENSION(MM)	1040*997*475
LOADING QTY(CTNS) 20GP/40GP/40HQ	54/100/130
WEIGHT(KGS)	30+3
AIR FLOW	1800m³/h
NOISE LEVEL	48 dB
LAMP	LED 1X4.5W

CONTROL	Six Speed Soft Touch Colorful Screen Control With Gesture, Auto Clean, Bluetooth, Oil Cup Reminder
---------	--

MOTOR	Full Sealed Copper DC Motor with 8 Years Warranty
FILTER	Black Painted
FINISH	Black Painted+Tempered Glass
OPTIONAL EXTRAS	900mm
CERTIFICATION	TBC



CXW-188-Q028FPL11
90CM RANGE HOOD

FEATURES

RANGE HOODS	Super Slim Hood
MODEL NO.	CXW-188-Q028FPL11
MODEL DIMENSION(MM)	896*345*910
PACKING DIMENSION(MM)	1040*997*475
LOADING QTY(CTNS) 20GP/40GP/40HQ	54/100/130
WEIGHT(KGS)	30+3
AIR FLOW	1800m³/h
NOISE LEVEL	50 dB
LAMP	LED 1X4.5W

CONTROL	Six Speed Soft Touch Colorful Screen Control With Gesture, Auto Clean, Bluetooth, Oil Cup Reminder
---------	--

MOTOR	Full Sealed Copper DC Motor with 8 Years Warranty
FILTER	Black Painted
FINISH	Black Painted+Tempered Glass
OPTIONAL EXTRAS	900mm
CERTIFICATION	TBC



CXW-188-B008BPL51
90CM RANGE HOOD

FEATURES

RANGE HOODS	Super Slim Hood
MODEL NO.	CXW-188-B008BPL51
MODEL DIMENSION(MM)	896*317*820
PACKING DIMENSION(MM)	1040*997*470
LOADING QTY(CTNS) 20GP/40GP/40HQ	55/102/135
WEIGHT(KGS)	28+3
AIR FLOW	1800m³/h
NOISE LEVEL	48 dB
LAMP	LED 1X4.5W

CONTROL	Six Speed Soft Touch Colorful Screen Control With Gesture, Auto Clean, Bluetooth, Oil Cup Reminder
---------	--

MOTOR	Full Sealed Copper DC Motor with 8 Years Warranty
FILTER	Blue Painted
FINISH	Blue Painted+Tempered Glass
OPTIONAL EXTRAS	900mm
CERTIFICATION	TBC



CXW-188-B002JPL51
90CM RANGE HOOD

FEATURES

RANGE HOODS	Super Slim Hood
MODEL NO.	CXW-188-B002JPL51
MODEL DIMENSION(MM)	896*317*940
PACKING DIMENSION(MM)	1040*997*470
LOADING QTY(CTNS) 20GP/40GP/40HQ	55/102/135
WEIGHT(KGS)	32+3
AIR FLOW	1800m³/h
NOISE LEVEL	48 dB
LAMP	LED 1X4.5W

CONTROL	Six Speed Soft Touch Colorful Screen Control With Gesture, Auto Clean, Bluetooth, Oil Cup Reminder
---------	--

MOTOR	Full Sealed Copper DC Motor with 8 Years Warranty
FILTER	Blue Painted
FINISH	Blue Painted+Tempered Glass
OPTIONAL EXTRAS	900mm
CERTIFICATION	TBC



HT001A75HS01
75CM RANGE HOOD

FEATURES


RANGE HOODS	T Shape Hood
MODEL NO.	HT001A75HS01
MODEL DIMENSION(MM)	745*450*400
PACKING DIMENSION(MM)	802*448*501
LOADING QTY(CTNS) 20GP/40GP/40HQ	150/300/370
WEIGHT(KGS)	13+3
AIR FLOW	1200m³/h
NOISE LEVEL	55 dB
LAMP	LED 2X2W
CONTRO	Soft Touch Control With Gesture And Auto Clean
MOTOR	Full Sealed Aluminum Motor with 5 Years Warranty
FILTER	Aluminium Alloy
FINISH	Black Painted+Tempered Glass
OPTIONAL EXTRAS	900mm/750mm/700mm/600mm
CERTIFICATION	TBC



HJ001A75HS01
75CM RANGE HOOD

FEATURES

RANGE HOODS	Slant Hood
MODEL NO.	HJ001A75HS01
MODEL DIMENSION(MM)	745*350*563
PACKING DIMENSION(MM)	790*615*407
LOADING QTY(CTNS) 20GP/40GP/40HQ	135/290/340
WEIGHT(KGS)	20+3
AIR FLOW	1200m³/h
NOISE LEVEL	55 dB
LAMP	LED 2X2W
CONTROL	Soft Touch Control With Gesture And Auto Clean
MOTOR	Full Sealed Aluminum Motor with 5 Years Warranty
FILTER	Aluminium Alloy
FINISH	Black Painted+Tempered Glass
OPTIONAL EXTRAS	900mm/750mm/700mm/600mm
CERTIFICATION	TBC



HK001A75HS01
75CM RANGE HOOD

FEATURES

RANGE HOODS	Slant Hood
MODEL NO.	HK001A75HS01
MODEL DIMENSION(MM)	745*420*523
PACKING DIMENSION(MM)	790*573*481
LOADING QTY(CTNS) 20GP/40GP/40HQ	123/266/310
WEIGHT(KGS)	19+3
AIR FLOW	1200m³/h
NOISE LEVEL	55 dB
LAMP	LED 2X2W
CONTRO	Soft Touch Control With Gesture And Auto Clean
MOTOR	Full Sealed Aluminum Motor with 5 Years Warranty
FILTER	Aluminium Alloy
FINISH	Black Painted+Tempered Glass
OPTIONAL EXTRAS	900mm/750mm/700mm/600mm
CERTIFICATION	TBC



TK-H208C
90CM RANGE HOOD

FEATURES

RANGE HOODS	Under Carbinet Hood
MODEL NO.	TK-H208C
MODEL DIMENSION(MM)	912×560×250
PACKING DIMENSION(MM)	1010×675×390
LOADING QTY(CTNS) 20GP/40GP/40HQ	100/220/255
WEIGHT(KGS)	28+3
AIR FLOW	1200m³/h
NOISE LEVEL	60 dB
LAMP	LED 2X2W
CONTROLMOTOR	Electronic Switch
FILTER	Twim Motor with 5 Years Warranty
FINISH	Baffle Filter
OPTIONAL EXTRAS	Stainless Steel
CERTIFICATION	750mm ETL



GK005
90CM RANGE HOOD

FEATURES

- 1.Ultra-silence, Slant hood, Oil fume separation
- 2. Silencing oil fume separation filter, stacked and crossed smoke inlet, innovative air flue design, more cleaner and quieter;
- 3. Tempered glass panel, piano square keys, sensitive control;
- 4. SUS201 0.8mm thickness finished, which is durable and heavy, with a design of smooth and concise classic appearance;
- 5. Fresh air system, soft silent ventilation, enjoy the quiet and refreshing kitchen.
- 6. Silencing oil fume separation technology, oil separation degree $\geq 93\%$;
- 7.The silencing type splay shaped inner chamber, optimizes the air intake space, let the smoke intake smoother and reducing the noise;
- 8. Dual multi-dimensional noise reduction air flue system, optimizing important components such as bellow, fume chamber, fan and motor.



GZ002
90CM RANGE HOOD

FEATURES

- 1.Ultra-silence, Slant hood, Oil fume separation, Primary energy efficiency
- 2. Tempered glass panel, piano square keys, sensitive control;
- 3. SUS201 0.8mm thickness finished, which is durable and heavy, with a design of smooth and concise classic appearance;
- 4. Fresh air system, soft silent ventilation, enjoy the quiet and refreshing kitchen.
- 5. Silencing oil fume separation technology, oil separation degree $\geq 93\%$;
- 6.The silencing type splay shaped inner chamber, optimizes the air intake space, let the smoke intake smoother and reducing the noise;
- 7. Dual multi-dimensional noise reduction air flue system, optimizing important components such as bellow, fume chamber, fan and motor.



DATA

	LOW SPEED	HIGH SPEED	STIR-FRYING
ACTUL AIR VOLUME	13.5m³/min	20m³/min	22m³/min
AIR VOLUME	15m³/min	22m³/min	24m³/min
ACTUL NOISE MEASURED	59dB(A)\45dB	67dB(A)\53dB	70.5dB(A)\56.5dB
MAX PRESSURE	310Pa	670Pa	1000Pa
ROTATE SPEED	590r/min	820r/min	920r/min

DATA

	LOW SPEED	HIGH SPEED	STIR-FRYING
ACTUL AIR VOLUME	13.5m³/min	20m³/min	22m³/min
AIR VOLUME	15m³/min	22m³/min	24m³/min
ACTUL NOISE MEASURED	59dB(A)\45dB	67dB(A)\53dB	70.5dB(A)\56.5dB
MAX PRESSURE	310Pa	670Pa	1000Pa
ROTATE SPEED	590r/min	820r/min	920r/min





CXW-260-K025MCL36
90CM RANGE HOOD

FEATURES


TOTAL POWER	330W
AIR VOLUME	18m³/min
STIR-FRYING	21m³/min
NOISE	69dB(A)
MAX PRESSURE	450Pa
TOTAL PRESSURE EFFICIENCY	≥23%
SIZE	896*345*815mm
POWER CORD LENGTH	1.5M EXPOSED
POWER CORD COLOR	BLACK
FAN	BLACK
MOTOR	ALUMINUM



CXW-188-B003PL39
90CM RANGE HOOD

FEATURES

TOTAL POWER	190W
AIR VOLUME	18m³/min
STIR-FRYING	24m³/min
NOISE	68dB(A)
MAX PRESSURE	1100Pa
TOTAL PRESSURE EFFICIENCY	≥24%
SIZE	896*318*820mm
POWER CORD LENGTH	1.1M EXPOSED
POWER CORD COLOR	BLACK
FAN	BLACK
MOTOR	COPPER WIRE DC



Galvanized materials 0.5mm thickness,
Single LED cold light 2W*1

Black tempered glass 0.5mm thickness,
Automatic open and close, Six-key
two-speed touch control with stir-frying,
Auto-cleaning, gesture and cruise boost

Bling Bling grey painting Oil
cup 0.6mm thickness



CXW-283-T015HCW06
90CM RANGE HOOD

FEATURES

TOTAL POWER	330W
AIR VOLUME	18m³/min
STIR-FRYING	21m³/min
NOISE	68dB(A)
MAX PRESSURE	410Pa
TOTAL PRESSURE EFFICIENCY	≥23%
SIZE	896*383*680mm
POWER CORD LENGTH	1.1M EXPOSED
POWER CORD COLOR	BLACK
FAN	BLACK
MOTOR	ALUMINUM



CXW-268-T053GCW06
70CM T-SHAPE RANGE HOOD

FEATURES

TOTAL POWER	360W
AIR VOLUME	18m³/min
STIR-FRYING	21m³/min
NOISE	68dB(A)
MAX PRESSURE	420Pa
TOTAL PRESSURE EFFICIENCY	≥23%
SIZE	696*455*595mm
POWER CORD LENGTH	1.5M EXPOSED
POWER CORD COLOR	BLACK
FAN	BLACK
MOTOR	ALUMINUM



Black tempered glass 5mm thickness, 75mm wide, Five-key two-speed touch control with stir-frying, Auto-cleaning, and guesturere control.



CXW-280-Q023AJS01
70CM RANGE HOOD

FEATURES

TOTAL POWER	282W
AIR VOLUME	19m³/min
NOISE	69dB(A)
MAX PRESSURE	430Pa
TOTAL PRESSURE EFFICIENCY	≥23%
SIZE	696*345*870mm
POWER CORD LENGTH	1.1M EXPOSED
POWER CORD COLOR	BLACK
FAN	BLACK
MOTOR	ALUMINUM



CXW-280-K011MCW06
90CM RANGE HOOD

FEATURES

TOTAL POWER	282W
AIR VOLUME	20m³/min
STIR-FRYING	23m³/min
NOISE	68dB(A)
MAX PRESSURE	460Pa
TOTAL PRESSURE EFFICIENCY	≥23%
SIZE	896*345*870mm
POWER CORD LENGTH	1.1M EXPOSED
POWER CORD COLOR	BLACK
FAN	BLACK
MOTOR	ALUMINUM



Black tempered glass 0.5mm thickness, Four-key two-speed mechanical switch

Black tempered glass 0.5mm thickness, Five-key two-speed touch control with stir-frying, Auto-cleaning and gesture



CXW-188-J081KPL39

90CM RANGE HOOD

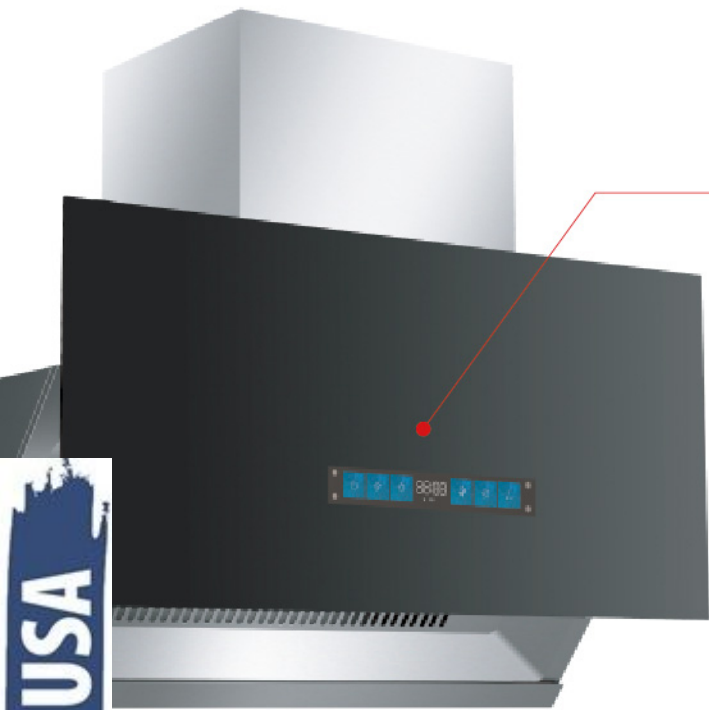

FEATURES	
TOTAL POWER	190W
AIR VOLUME	18m³/min
STIR-FRYING	24m³/min
NOISE	68dB(A)
MAX PRESSURE	1100Pa
TOTAL PRESSURE EFFICIENCY	≥23%
SIZE	896*350*615mm
POWER CORD LENGTH	1.1M EXPOSED
POWER CORD COLOR	BLACK
FAN	BLACK
MOTOR	COPPER WIRE DC



CXW-283-J097DCW06

90CM RANGE HOOD

FEATURES	
TOTAL POWER	285W
AIR VOLUME	18m³/min
STIR-FRYING	21m³/min
NOISE	68dB(A)
MAX PRESSURE	420Pa
TOTAL PRESSURE EFFICIENCY	≥23%
SIZE	896*350*520mm
POWER CORD LENGTH	1.1M EXPOSED
POWER CORD COLOR	BLACK
FAN	BLACK
MOTOR	ALUMINUM



Black tempered glass 0.5mm thickness,
Automatic open and close,Six-key two-speed
touch control with stir-frying , Auto-cleaning,
gesture control and cruise boost

Black tempered glass 0.5mm thickness,
Five-key two-speed touch control with
stir-frying, gesture control Auto-cleaning



CXW-188-T015FCW06
90CM RANGE HOOD

FEATURES

TOTAL POWER	192W
AIR VOLUME	18m³/min
STIR-FRYING	22m³/min
NOISE	68dB(A)
MAX PRESSURE	900Pa
TOTAL PRESSURE EFFICIENCY	≥23%
SIZE	896*383*680mm
POWER CORD LENGTH	1.1M EXPOSED
POWER CORD COLOR	BLACK
FAN	BLACK
MOTOR	DC MOTOR



CXW-260-T021ACW02
70CM RANGE HOOD

FEATURES

TOTAL POWER	264W
AIR VOLUME	17m³/min
STIR-FRYING	19m³/min
NOISE	69dB(A)
MAX PRESSURE	400Pa
TOTAL PRESSURE EFFICIENCY	≥23%
SIZE	696*383*580mm
POWER CORD LENGTH	1.1M EXPOSED
POWER CORD COLOR	BLACK
FAN	BLACK
MOTOR	ALUMINUM



Black tempered glass 0.5mm thickness
Five-key two-speed touch control with
stir-frying , Auto-cleaning and gesture
control



Black tempered glass 0.5mm thickness
Five-key two-speed touch control with
stir-frying



CXW-283-T030BCW06

70CM RANGE HOOD

FEATURES	
TOTAL POWER	330W
AIR VOLUME	17m³/min
STIR-FRYING	20m³/min
NOISE	68dB(A)
MAX PRESSURE	410Pa
TOTAL PRESSURE EFFICIENCY	≥23%
SIZE	696*383*680mm
POWER CORD LENGTH	1.1M EXPOSED
POWER CORD COLOR	BLACK
FAN	BLACK
MOTOR	ALUMINUM



CXW-283-T029PCW06

90CM RANGE HOOD

FEATURES	
TOTAL POWER	330W
AIR VOLUME	18m³/min
STIR-FRYING	21m³/min
NOISE	68dB(A)
MAX PRESSURE	410Pa
TOTAL PRESSURE EFFICIENCY	≥23%
SIZE	896*383*680mm
POWER CORD LENGTH	1.1M EXPOSED
POWER CORD COLOR	BLACK
FAN	BLACK
MOTOR	ALUMINUM



CXW-260-T030ACW01

70CM RANGE HOOD

FEATURES

TOTAL POWER	262W
AIR VOLUME	17m³/min
NOISE	69dB(A)
MAX PRESSURE	400Pa
TOTAL PRESSURE EFFICIENCY	≥23%
SIZE	696*383*580mm
POWER CORD LENGTH	1.1M EXPOSED
POWER CORD COLOR	BLACK
FAN	BLACK
MOTOR	ALUMINUM



CXW-260-T029GCW01

90CM RANGE HOOD

FEATURES

TOTAL POWER	262W
AIR VOLUME	18m³/min
NOISE	68dB(A)
MAX PRESSURE	410Pa
TOTAL PRESSURE EFFICIENCY	≥23%
SIZE	896*383*580mm
POWER CORD LENGTH	1.1M EXPOSED
POWER CORD COLOR	BLACK
FAN	BLACK
MOTOR	ALUMINUM



Black tempered glass 0.4mm thickness,
Five-key three-speed touch control



Black tempered glass 0.5mm thickness,
Five-key three-speed touch control





CXW-268-T048RCW06

90CM RANGE HOOD

FEATURES	
TOTAL POWER	360W
AIR VOLUME	18m³/min
STIR-FRYING	21m³/min
NOISE	68dB(A)
MAX PRESSURE	450Pa
TOTAL PRESSURE EFFICIENCY	≥23%
SIZE	896*455*610mm
POWER CORD LENGTH	1.1M EXPOSED
POWER CORD COLOR	BLACK
FAN	BLACK
MOTOR	ALUMINUM



CXW-188-T070CCW06

90CM RANGE HOOD

FEATURES	
TOTAL POWER	190W
AIR VOLUME	18m³/min
STIR-FRYING	21m³/min
NOISE	68dB(A)
MAX PRESSURE	700Pa
TOTAL PRESSURE EFFICIENCY	≥23%
SIZE	896*455*610mm
POWER CORD LENGTH	1.1M EXPOSED
POWER CORD COLOR	BLACK
FAN	BLACK
MOTOR	DC MOTOR



Black tempered glass 5mm thickness, 60mm wide, Five-key two-speed touch control with stir-frying, Auto-cleaning, and gesture control

Black tempered glass 5mm thickness, 60mm wide, upper two right angles, bottom two round corner design R8, Five-key two-speed touch control with stir-frying, Auto-cleaning, and gesture control



CXW-283-J099DCW06
70CM/90CM RANGE HOOD

Features

TOTAL POWER	285W
AIR VOLUME	17m³/min
STIR-FRYING	19m³/min
NOISE	69dB(A)
MAX PRESSURE	410Pa
TOTAL PRESSURE EFFICIENCY	≥23%
SIZE	700mm/900mm
POWER CORD LENGTH	1.1M EXPOSED
POWER CORD COLOR	BLACK
FAN	BLACK
MOTOR	ALUMINUM



CXW-283-J096KCW06
70CM RANGE HOOD

FEATURES

TOTAL POWER	285W
AIR VOLUME	18m³/min
STIR-FRYING	21m³/min
NOISE	69dB(A)
MAX PRESSURE	410Pa
TOTAL PRESSURE EFFICIENCY	≥23%
SIZE	696*400*520mm
POWER CORD LENGTH	1.1M EXPOSED
POWER CORD COLOR	BLACK
FAN	BLACK
MOTOR	ALUMINUM




CXW-283-J093QCW01
90CM RANGE HOOD

FEATURES

TOTAL POWER	285W
AIR VOLUME	18m³/min
NOISE	68dB(A)
MAX PRESSURE	410Pa
TOTAL PRESSURE EFFICIENCY	≥23%
SIZE	896*400*520mm
POWER CORD LENGTH	1.1M EXPOSED
POWER CORD COLOR	BLACK
FAN	BLACK
MOTOR	ALUMINUM



Single black painting chimney,
0.4mm thickness Five-key three-speed
touch control



CXW-283-J096EJS01
70CM RANGE HOOD

FEATURES

TOTAL POWER	285W
AIR VOLUME	18m³/min
NOISE	69dB(A)
MAX PRESSURE	410Pa
TOTAL PRESSURE EFFICIENCY	≥23%
SIZE	696*400*520mm
POWER CORD LENGTH	1.1M EXPOSED
POWER CORD COLOR	BLACK
FAN	BLACK
MOTOR	ALUMINUM




Single black painting chimney,
0.4mm thickness, Four-keys two-speed
mechanical switch



HS-H820B(60)
60CM RANGE HOOD

FEATURES

TOTAL POWER	184W
AIR VOLUME	13m³/min
NOISE	68dB(A)
MAX PRESSURE	300Pa
TOTAL PRESSURE EFFICIENCY	≥23%
SIZE	596*456*981-1331mm
VOLTAGE	220V/50Hz
POWER CORD LENGTH	1.5M EXPOSED
POWER CORD COLOR	BLACK



POWER SWITCH PARTS	FOUR-KEYS TOUCH CONTROL
POWER SWITCH FUNCTION	LAMP, THREE-SPEED, TOUCH CONTROL
CHAMBER MARERIAL	SUS430
OIL FILTER	SIX ALUMINUM OIL FILTER (one pieces)
LAMP TYPE	AC220V/50Hz CIRCLE
LAMP LOCATION	FRONT CHAMBER
LAMP NUMBER	2W*2

CERTIFICATE	RoHS & REACH
AUTHENTICATION TYPES	CB
SHELL	SINGLE PLASTICS SHELL
MOTOR	TRIANGLE MOTOR
OIL CUP	PLASTICS
PIPE LENGTH	1.5M
PIPE MARERIAL	PLASTICS
CHIMNEY	DOUBLE SUS430
FAN SIZE	Φ148-H140
FAN MARERIAL	PLASTICS

HS-H709C(90)
90CM ARC GLASS CHIMNEY

FEATURES

TOTAL POWER	184W
AIR VOLUME	10m³/min
NOISE	68dB(A)
MAX PRESSURE	300Pa
TOTAL PRESSURE EFFICIENCY	≥23%
SIZE	900*475*508-858mm
VOLTAGE	220V/50Hz
POWER CORD LENGTH	2M EXPOSED
POWER CORD COLOR	BLACK



POWER SWITCH PARTS	FIVE-KEYS TWO-SPEED MECHANICAL CONTROL
POWER SWITCH FUNCTION	LAMP, THREE-SPEED, TOUCH CONTROL
CHAMBER MARERIAL	SUS430
OIL FILTER	DOUBLE SUS430 OIL FILTER (two pieces)
LAMP TYPE	AC220V/50Hz ROUND
LAMP LOCATION	FRONT CHAMBER
LAMP NUMBER	2W*2

CERTIFICATE	RoHS&REACH
AUTHENTICATION	CB
SHELL	SINGLE PLASTICS SHELL
MOTOR	TRIANGLE MOTOR
OIL CUP	STAINLESS STEEL
CHIMNEY	DOUBLE SUS430
FAN SIZE	Φ153.5-H139.7
FAN MARERIAL	PLASTICS



CXW-200-T004KCS01
60CM RANGE HOOD

FEATURES

TOTAL POWER	202W
AIR VOLUME	16m³/min
NOISE	70dB(A)
MAX PRESSURE	300Pa
TOTAL PRESSURE EFFICIENCY	≥23%
SIZE	600*450*477mm
POWER CORD LENGTH	1.1M EXPOSED
POWER CORD COLOR	BLACK
FAN	BLACK
MOTOR	ALUMINUM




INOX AISI430 BOTTOM FRAME



CXW-200-T04F
60CM RANGE HOOD

FEATURES

TOTAL POWER	202W
AIR VOLUME	16m³/min
NOISE	70dB(A)
MAX PRESSURE	300Pa
TOTAL PRESSURE EFFICIENCY	≥23%
SIZE	600*450*477mm
POWER CORD LENGTH	1.1M EXPOSED
POWER CORD COLOR	BLACK
FAN	BLACK
MOTOR	ALUMINUM



HS-H209A
60/70/90CM CABINET SLIM HOOD

FEATURES

AIR VOLUME	6/9/17m³/min
SIZE	600/700/900MM
SWITCH	ELECTRONIC SWITCH TOUCH CONTROL
FINISHED	INOX AISI430 WHITE /BLACK SILVER PAINT



HS-H203A(60)
60CM SLIM HOOD

FEATURES

TOTAL POWER	103W
AIR VOLUME	150m³/h
NOISE	68dB(A)
MAX PRESSURE	200Pa
TOTAL PRESSURE EFFICIENCY	≥23%
SIZE	600*480*150mm
VOLTAGE	220V/50Hz
POWER CORD LENGTH	1.7M EXPOSED
POWER CORD COLOR	BLACK



POWER SWITCH PARTS	FIVE-KEYS THREE-SPEED MECHANICAL SWITCH
POWER SWITCH FUNCTION	LAMP, THREE-SPEED,
CHAMBER MARERIAL	SUS430
OIL FILTER	THREE LAYERS ALUMINUM OIL FILTER (two pieces)
LAMP TYPE	AC220V/50Hz SQUARE
LAMP LOCATION	HIND CHAMBER
LAMP NUMBER	3W*1

CERTIFICATE	RoHS&REACH
AUTHENTICATION	CB
SHELL	SINGLE PLASTICS SHELL
MOTOR	SHADE-POLE MOTOR (100W)
FAN SIZE	Φ145-H64-CW
FAN MARERIAL	PLASTICS

HS-H203A(70)
70CM SLIM HOOD

FEATURES

TOTAL POWER	103W
AIR VOLUME	150m³/h
NOISE	68dB(A)
MAX PRESSURE	200Pa
TOTAL PRESSURE EFFICIENCY	≥23%
SIZE	700*480*150mm
VOLTAGE	220V/50Hz
POWER CORD LENGTH	1.7M EXPOSED
POWER CORD COLOR	BLACK



POWER SWITCH PARTS	FIVE-KEYS THREE-SPEED MECHANICAL SWITCH
POWER SWITCH FUNCTION	LAMP, THREE-SPEED
CHAMBER MARERIAL	SUS430
OIL FILTER	THREE LAYERS ALUMINUM OIL FILTER (two pieces)
LAMP TYPE	AC220V/50Hz SQUARE
LAMP LOCATION	HIND CHAMBER
LAMP NUMBER	3W*1

CERTIFICATE	RoHS&REACH
AUTHENTICATION	CB
SHELL	SINGLE PLASTICS SHELL
MOTOR	SHADE-POLE MOTOR (100W)
OIL CUP	Φ145-H64-CW
FAN MARERIAL	PLASTICS



BLACK FOREST COLLECTION



F100ASIX-PT-C70-G2
F100ASIX-PT-C70-G2-AF
BUILT-IN OVEN



Features:

- Pyrolytic self-cleaning
- With safety lock system
- A-TOUCH Sensor touch control
- Automatic cut off
- Cavity cooling system
- Oven ventilation system
- Double venting system
- 5 chrome shelf positions
- With removable side racks
- Three layers glass door
- Middle&Inner glass LOW-E glazed
- One oven light
- Memory menu
- Large viewing window
- With 15 heating modes:
 - Convection mode
 - Fast cooking
 - Bake mode
 - Turbo grill
 - Half grill
 - Full surface grill
 - Fan Assisted Grill
 - Delicate cooking
 - Multi-Cooking Mode
 - Pizza Mode
 - Defrosting mode
 - ECO mode
 - Dough proving mode
 - Warming plate mode
 - Steam assisted cleaning

- Air fry function (optional)
- With rotisserie (optional)
- Telescopic racks (optional)
- Pure black glass (optional)
- Soft hinge (optional)
- Switch wake-up mode (optional)

Technical information:

Technical information:
Energy rating: A
Usable capacity: 73L
Max temperature: 250 C
1pc top light at 25W
Total connected load: 3.0-3.6kW
220-240V/50-60Hz

Supplied accessories:

- 1 grill rack
- 1 baking tray

Packing dimension(mm):
639X579X658
Container loading(20GP/40GP/40HQ):
108/216/276
Gross weight(kg):39
Net weight (kg):36



F100ASIX-C70-G2
F100ASIX-C70-G2-AF
BUILT-IN OVEN



Features:

- A-TOUCH Sensor touch control
- Automatic cut off
- Cavity cooling system
- Oven ventilation system
- 5 chrome shelf positions
- With removable side racks
- Three layers glass door
- One oven light
- Memory menu
- Large viewing window
- With 15 heating modes:
 - Convection mode
 - Fast cooking
 - Bake mode
 - Turbo grill
 - Half grill
 - Full surface grill
 - Fan Assisted Grill
 - Delicate cooking
 - Multi-Cooking Mode
 - Pizza Mode
 - Defrosting mode
 - ECO mode
 - Dough proving mode
 - Warming plate mode
 - Steam assisted cleaning

- Air fry function (optional)
- With rotisserie (optional)
- Telescopic racks (optional)
- Pure black glass (optional)
- Door glass glazed (optional)
- Soft hinge (optional)
- Switch wake-up mode (optional)

Technical information:

Energy rating: A
Usable capacity: 73L
Max temperature: 250 C
1pc top light at 25W
Total connected load: 3.0-3.6kW
220-240V/50-60Hz


Supplied accessories:

- 1 grill rack
- 1 baking tray

Packing dimension(mm):
639X579X658
Container loading(20GP/40GP/40HQ):
108/216/276
Gross weight(kg):39
Net weight (kg):36



Wake-Up Type Touch Control



Black Stainless Steel



MG1035SSMR
MICROWAVE GRILL OVEN

Features:

Fully sensor touch control
Automatic cut off
LED fully electronic display
Cooking duration setting
Door interlock (safety switch)
Stainless steel cavity
1 light with 25W
3 layers glass door
Large viewing window
Child lock system

-Microwave
-Grilling
-Microwave + grilling
-Pizza
-Defrost by weight
-Defrost by time

Technical information:

Usable capacity: 38 L
Power: 220-240V/50Hz
Output (microwave): 1000W
Output (grill): 1650W

Supplied accessories:

1 drive shaft
1 swivel subassembly
1 grilling rack
1 baking tray
1 turntable

Packing dimension(mm):
675×611×525
Container Loading(20GP/40GP/40HQ):
108/228/285
Gross weight(kg):33.6
Net weight(kg):30.6



WD14-S3
WARMING DRAWER

Features:

Sensor touch control
Telescopic full-depth pull-out with press + release mechanism
Anti slip mat
Push-to-open-door
Cool front
Hot air fan system for heating crockery
Temperatures freely adjustable from approx. 30-85 °C
With 5 heating methods:
-Warming cup
-Warming plate
-Heat preservation mode
-Low temperature bake
-Dough proving function



Construction:

-14 cm deep warming drawer,
-Suitable for installation in a 60 cm cabinet with a 60cm width steam oven, microwave combi oven, or with a coffee machine
-Usable height approx.:9.5cm

Capacity:

6 place settings or 20 plates φ 28 cm or up to 80
Espresso cups or 40 Cappuccino cups (depending on size and style)
Max. load: 20 kg
220-240V/50-60Hz 640W-760W

Packaging dimension(mm):
653.5x657x210
Container loading(20GP/40GP/40HQ):
297/594/648
Gross weight(kg): 18
Net weight(kg): 16.5



SG1535SSMR
STEAM GRILL OVEN

Features:

Fully sensor touch control
Automatic cut off
LED fully electronic display
Descaling setting
Wrong message display automatically
No water warning
Door interlock (safety switch)
4 shelf positions
Child lock system
Water tank subassembly
Pump
Stainless steel cavity

-Steaming
-Meat steaming
-Fish cooking
-Vegetables
-Reheating & Disinfection
-Grilling
-Pizza
-Defrosting

Technical information:

Usable capacity: 38 L
1 light with 25W (top)
Power: 220-240V/50Hz
Output power: 1550W

Supplied accessories:

1 deep baking tray
1 baking tray
1 grill rack
1 sponge drier

Packaging dimension(mm):
675×611×525
Container Loading(20GP/40GP/40HQ):
108/228/285
Gross weight(kg):33
Net weight(kg):29



HEF22(JS-900MM)
COOKER HOOD

Features:

Black stainless steel
760m³/hr air flow(AC/BLDC)
4 Speeds slide sensor touch switch
With touchless sensor touch function
With timer and time delay function
With boost function
Stainless steel baffle filters
2×LED lights

Optional features:

-500&1000m³/hr air flow (AC)
-450&1000m³/hr air flow (BLDC)
(BLDC with LED sensor touch switch)
(BLDC with slide touchless sensor touch)
-Charcoal filters
-Aluminum washable grease filters
-A class energy efficiency(AC 760m³/hr)
-A+ + class energy efficiency(BLDC)

Packaging dimension(mm):
950×380×540 (900mm)
Container loading((20GP/40GP/40HQ):
144/300/340
Gross weight (kg): 18
Net weight (kg): 15.5



BCMC1501
COFFEE MACHINE

Features:

Built in automatic coffee machine
Fully sensor touch control
LED fully electronic display
Automatic self-maintenance and control system
Full touch button, one key operate
Intelligent pre-brew aroma system
Coffee function:
-Cappuccino
-latte
-espresso
-single coffee
Steam function: for cappuccino, latte
Rinsing function
Automatic cleaning indicator
Automatic descaling indicator
Adjustable coffee grinder (5 levels)
Adjustable amount of coffee: 30cc~240cc
Adjustable coffee strength: mild, normal, strong
Removable water tank
Telescopic guides with self lock

Technical information:

Power: 220-240V/50-60Hz
Capacity of water tank (L) 1.8L
Coffee bean container (g) 250g
Pump max pressure (bar) 19bar
Nominal Power: 1300-1500W
Coffee temperature (°C) 73-88 °C

Supplied accessories:

Milk can(optional)
Spoon

Packaging dimension(mm):
655×565×545
Container loading(20GP /40GP/40HQ):
144/288/288
Gross weight(kg):29.4
Net weight(kg):23



PFHE930SMMG-E
BUILT-IN HOB

Features:

Smart gas hob with WIFI and APP control
Tempered glass cooktop
Cast Iron pan support
Full sensor touch control
Precise 9 Step-Flame control
Auto self-ignition & reignition system
Auto accidental flameout protection
Auto gas leakage alarm
Auto poweroff protection
Auto gas shutoff system
With Safety working time setting
With Individual timer for each burner
With Child Safety Lock protection
Auto Onekey LPG/NG gas conversion
Smart Interconnected with range hood

ARDA M Brass/Aluminum burner
2 x Triple Ring burner
- 4.5kW (LPG)/5.0kW (NG) (two ways MB)
1 x Semi-rapid burner 1.75kW

Packaging dimension(mm):
915×575×165
Container loading(20GP/40GP/40HQ):
336/700/800
Gross weight (kg):19.5
Net weight (kg):17.5




Q COLLECTION

The electronic temperature control instead of the traditional mechanical temperature control.



Different Switch Control



Excellent Cooking Result



Pro Blue Enamel



Enjoy the guilt of no oil cooking



F100QSWH01-PT-C70-G2
F100QSWH01-PT-C70-G2-AF



F100QSMR01-PT-C70-G2
F100QSMR01-PT-C70-G2-AF

BUILT-IN OVEN

Features:

- Pyrolytic self-cleaning
- With safety lock system
- Programmable switch control
- Automatic cut off
- Cavity cooling system
- Oven ventilation system
- Double venting system
- 5 chrome shelf positions
- With removable side racks
- Three layers glass door
- Middle&Inner glass LOW-E glazed
- One oven light
- Large viewing window
- With 10 heating modes:
 - Convection mode
 - Fast cooking
 - Bake mode
 - Turbo grill
 - Half grill
 - Full surface grill
 - Fan Assisted Grill
 - Multi-Cooking Mode
 - Pizza Mode
 - Defrosting mode

Air fry function (optional)
With rotisserie (optional)
Telescopic racks (optional)
Pure black glass (optional)
Soft hinge (optional)



Technical information:

Energy rating: A
Usable capacity: 73L
Max temperature: 250 C
1pc top light at 25W
Total connected load: 3.0-3.6kW
220-240V/50-60Hz

Supplied accessories:

1 grill rack
1 baking tray

Packing dimension(mm):
639X579X658
Container loading(20GP/40GP/40HQ):
108/216/276
Gross weight(kg):39
Net weight (kg):36

Features:

- Programmable switch control
- Automatic cut off
- Cavity cooling system
- Oven ventilation system
- 5 chrome shelf positions
- With removable side racks
- Three layers glass door
- One oven light
- Large viewing window
- With 10 heating modes:
 - Convection mode
 - Fast cooking
 - Bake mode
 - Turbo grill
 - Half grill
 - Full surface grill
 - Fan Assisted Grill
 - Multi-Cooking Mode
 - Pizza Mode
 - Defrosting mode

Air fry function (optional)
With rotisserie (optional)
Telescopic racks (optional)
Pure black glass (optional)
Door glass glazed (optional)
Soft hinge (optional)



Technical information:

Energy rating: A
Usable capacity: 73L
Max temperature: 250 C
1pc top light at 25W
Total connected load: 3.0-3.6kW
220-240V/50-60Hz

Supplied accessories:

1 grill rack
1 baking tray

Packing dimension(mm):
639X579X658
Container loading(20GP/40GP/40HQ):
108/216/276
Gross weight(kg):39
Net weight (kg):36



F100QSWH01-C70-G2
F100QSWH01-C70-G2-AF



F100QSMR01-C70-G2
F100QSMR01-C70-G2-AF

BUILT-IN OVEN





F100QSWH02-PT-C70-G2
F100QSWH02-PT-C70-G2-AF



F100QSMR02-PT-C70-G2
F100QSMR02-PT-C70-G2-AF

BUILT-IN OVEN

Features:

- Pyrolytic self-cleaning
- With safety lock system
- Programable switch control
- Automatic cut off
- Cavity cooling system
- Oven ventilation system
- Double venting system
- 5 chrome shelf positions
- With removable side racks
- Three layers glass door
- Middle&Inner glass LOW-E glazed
- One oven light
- Large viewing window
- With 10 heating modes:
- Convection mode
- Fast cooking
- Bake mode
- Turbo grill
- Half grill
- Full surface grill
- Fan Assisted Grill
- Multi-Cooking Mode
- Pizza Mode
- Defrosting mode

- Air fry function (optional)
- With rotisserie (optional)
- Telescopic racks (optional)
- Pure black glass (optional)
- Soft hinge (optional)



Technical information:

Energy rating: A
Usable capacity: 73L
Max temperature: 250 C
1pc top light at 25W
Total connected load: 3.0-3.6kW
220-240V/50-60Hz

Supplied accessories:

- 1 grill rack
- 1 baking tray

Packing dimension(mm):
639X579X658
Container loading(20GP/40GP/40HQ):
108/216/276
Gross weight(kg):39
Net weight (kg):36



F100QSWH-PT-C70-G2
F100QSWH-PT-C70-G2-AF



F100QSMR-PT-C70-G2
F100QSMR-PT-C70-G2-AF

BUILT-IN OVEN

Features:

- Pyrolytic self-cleaning
- With safety lock system
- Programable switch control
- Automatic cut off
- Cavity cooling system
- Oven ventilation system
- Double venting system
- 5 chrome shelf positions
- With removable side racks
- Three layers glass door
- Middle&Inner glass LOW-E glazed
- One oven light
- Large viewing window
- With 10 heating modes:
- Convection mode
- Fast cooking
- Bake mode
- Turbo grill
- Half grill
- Full surface grill
- Fan Assisted Grill
- Multi-Cooking Mode
- Pizza Mode
- Defrosting mode

- Air fry function (optional)
- With rotisserie (optional)
- Telescopic racks (optional)
- Pure black glass (optional)
- Soft hinge (optional)



Technical information:

Energy rating: A
Usable capacity: 73L
Max temperature: 250 C
1pc top light at 25W
Total connected load: 3.0-3.6kW
220-240V/50-60Hz

Supplied accessories:

- 1 grill rack
- 1 baking tray

Packing dimension(mm):
639X579X658
Container loading(20GP/40GP/40HQ):
108/216/276
Gross weight(kg):39
Net weight (kg):36



F100QSWH02-C70-G2
F100QSWH02-C70-G2-AF



F100QSMR02-C70-G2
F100QSMR02-C70-G2-AF

BUILT-IN OVEN

Features:

- Programable switch control
- Automatic cut off
- Cavity cooling system
- Oven ventilation system
- 5 chrome shelf positions
- With removable side racks
- Three layers glass door
- One oven light
- Large viewing window
- With 10 heating modes:
- Convection mode
- Fast cooking
- Bake mode
- Turbo grill
- Half grill
- Full surface grill
- Fan Assisted Grill
- Multi-Cooking Mode
- Pizza Mode
- Defrosting mode

- Air fry function (optional)
- With rotisserie (optional)
- Telescopic racks (optional)
- Pure black glass (optional)
- Door glass glazed (optional)
- Soft hinge (optional)



Technical information:

Energy rating: A
Usable capacity: 73L
Max temperature: 250 C
1pc top light at 25W
Total connected load: 3.0-3.6kW
220-240V/50-60Hz

Supplied accessories:

- 1 grill rack
- 1 baking tray

Packing dimension(mm):
639X579X658
Container loading(20GP/40GP/40HQ):
108/216/276
Gross weight(kg):39
Net weight (kg):36



F100QSWH-C70-G2
F100QSWH-C70-G2-AF



F100QSMR-C70-G2
F100QSMR-C70-G2-AF

BUILT-IN OVEN

Features:

- Programable switch control
- Automatic cut off
- Cavity cooling system
- Oven ventilation system
- 5 chrome shelf positions
- With removable side racks
- Three layers glass door
- One oven light
- Large viewing window
- With 10 heating modes:
- Convection mode
- Fast cooking
- Bake mode
- Turbo grill
- Half grill
- Full surface grill
- Fan Assisted Grill
- Multi-Cooking Mode
- Pizza Mode
- Defrosting mode

- Air fry function (optional)
- With rotisserie (optional)
- Telescopic racks (optional)
- Pure black glass (optional)
- Door glass glazed (optional)
- Soft hinge (optional)



Technical information:

Energy rating: A
Usable capacity: 73L
Max temperature: 250 C
1pc top light at 25W
Total connected load: 3.0-3.6kW
220-240V/50-60Hz

Supplied accessories:

- 1 grill rack
- 1 baking tray

Packing dimension(mm):
639X579X658
Container loading(20GP/40GP/40HQ):
108/216/276
Gross weight(kg):39
Net weight (kg):36



TWIN OVEN

Big capacity twin oven, designed to fit into a standard 60cm built-in oven space, which combines 3 cooking space: Upper, Lower and Combi-space.

Different dishes can be cooked together and retain individual distinct aromas and flavours. the big capacity oven is available in two finishes: Professional stainless steel or Elegant mirror-black glass.



Double Lights

We have fitted our ovens with two strong halogen lamps on different levels, You will not have to open the oven door to look at your food and risk spoiling the food.



Easy Cleaning

Ards ovens have an additional catalytic panel at the back and left & right of the oven. This keeps the cleaning effort to a minimum.



The temperature probe

The probe is inserted into the chunk of meat and the desired core temperature is set. An indicator on the oven control unit will signal when the meat is done.



F122SIX-OS-C70

TWIN OVEN

Features:

- Twin oven
- Sensor touch switch control
- Automatic cut off
- Cavity cooling system
- Oven ventilation system
- Two circulation fans
- 5 chrome shelf positions
- With removable side racks
- Three layers glass door
- Two oven lights
- With catalytic
- Memory menu
- Large viewing window
- With 3 cooking spaces :
- Single large
- Twin upper
- Twin lower

Door glass glazed (optional)
Soft hinge (optional)



Technical information:

Energy rating: A
Usable capacity: 73L
Max temperature: 250 °C
2pcs top/bottom light at 25W
Total connected load: 4.985kW
220-240V/50-60Hz

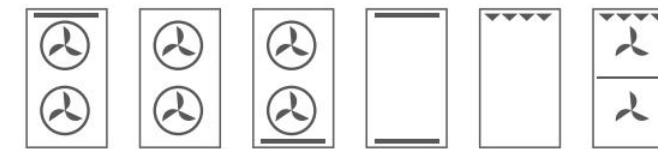
Supplied accessories:

1 grill rack
1 baking tray
1 divider
1 meat probe

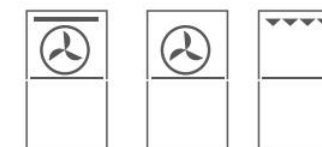
Packing dimension(mm):
647X658X660
Container loading(20GP/40GP/40HQ):
81/162/216
Gross weight(kg):45
Net weight (kg):41



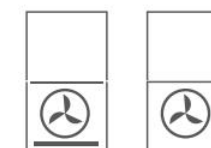
Large space



Upper space



Lower space



Combi space



PROFESSIONAL OVEN

Arda ovens offer endless benefits for cooking real meal. You will be so proud of your kitchen ,turning raw ingredients into wonderful meals and allowing you to enjoy those charming moments with friends and family.



F100TSMR-PT-C70-G2
F100TSMR-PT-C70-G2-AF
BUILT-IN OVEN

Features:

Pyrolytic self-cleaning
With safety lock system
TFT Sensor touch with WIFI and APP
Automatic cut off
Cavity cooling system
Oven ventilation system
Double venting system
5 chrome shelf positions
With removable side racks
Three layers glass door
Middle&Inner glass LOW-E glazed
One oven light
Memory menu
Recipe function
Large viewing window
With 18 heating modes:
-Convection mode
-Fast cooking
-Bake mode
-Turbo grill
-Half grill
-Full surface grill
-Fan Assisted Grill
-Delicate cooking
-Multi-Cooking Mode
-Pizza Mode
-Defrosting mode
-ECO mode
-Dough proving mode
-Warming plate mode
-Steam assisted cleaning
-Sterilization function
-Keep warming
-Drying

Technical information:

Energy rating: A
Usable capacity: 73L
Max temperature: 250 C
1pc top light at 25W
Total connected load: 3.0-3.6kW
220-240V/50-60Hz

Supplied accessories:

1 grill rack
1 baking tray

Packing dimension(mm):
639X579X658
Container loading(20GP/40GP/40HQ):
108/216/276
Gross weight(kg):39
Net weight (kg):36

Air fry function (optional)
With rotisserie (optional)
Telescopic racks (optional)
Pure black glass (optional)
Soft hinge (optional)



Features:

TFT Sensor touch with WIFI and APP
Automatic cut off
Cavity cooling system
Oven ventilation system
5 chrome shelf positions
With removable side racks
Three layers glass door
One oven light
Memory menu
Recipe function
Large viewing window
With 18 heating modes:
-Convection mode
-Fast cooking
-Bake mode
-Turbo grill
-Half grill
-Full surface grill
-Fan Assisted Grill
-Delicate cooking
-Multi-Cooking Mode
-Pizza Mode
-Defrosting mode
-ECO mode
-Dough proving mode
-Warming plate mode
-Steam assisted cleaning
-Sterilization function
-Keep warming
-Drying

Technical information:

Energy rating: A
Usable capacity: 73L
Max temperature: 250 C
1pc top light at 25W
Total connected load: 3.0-3.6kW
220-240V/50-60Hz

Supplied accessories:

1 grill rack
1 baking tray

Packing dimension(mm):
639X579X658
Container loading(20GP/40GP/40HQ):
108/216/276
Gross weight(kg):39
Net weight (kg):36

Air fry function (optional)
With rotisserie (optional)
Telescopic racks (optional)
Pure black glass (optional)
Door glass glazed (optional)
Soft hinge (optional)





F100SIX-PT-C70-G2
F100SIX-PT-C70-G2-AF
BUILT-IN OVEN

Features:

Pyrolytic self-cleaning
With safety lock system
Sensor touch switch control
Automatic cut off
Cavity cooling system
Oven ventilation system
Double venting system
5 chrome shelf positions
With removable side racks
Three layers glass door
Middle&Inner glass LOW-E glazed
One oven light
Memory menu
Large viewing window
With 13 heating modes:

- Convection mode
- Fast cooking
- Bake mode
- Turbo grill
- Half grill
- Full surface grill
- Fan Assisted Grill
- Delicate cooking
- Multi-Cooking Mode
- Pizza Mode
- Defrosting mode
- ECO mode
- Steam assisted cleaning



Air fry function (optional)
With rotisserie (optional)
Telescopic racks (optional)
Pure black glass (optional)
Soft hinge (optional)

Technical information:

Energy rating: A
Usable capacity: 73L
Max temperature: 250℃
1pc top light at 25W
Total connected load: 3.0-3.6kW
220-240V/50-60Hz

Supplied accessories:

1 grill rack
1 baking tray

Packing dimension(mm):
639X579X658
Container loading(20GP/40GP/40HQ):
108/216/276
Gross weight(kg):39
Net weight (kg):36



F100E3IX-C70-G2
F100E3IX-C70-G2-AF
BUILT-IN OVEN

Features:

Mechanical switch control
Sensor touch timer
Automatic cut off
Cavity cooling system
Oven ventilation system
5 chrome shelf positions
Three layers glass door
One oven light
Large viewing window
With 9 heating modes:
-Convection mode
-Fast cooking
-Bake mode
-Turbo grill
-Half grill
-Full surface grill
-Fan Assisted Grill
-Delicate cooking
-Defrosting mode



Air fry function (optional)
With rotisserie (optional)
Removable side racks (optional)
Telescopic racks (optional)
Door glass glazed (optional)
Soft hinge (optional)

Technical information:

Energy rating: A
Usable capacity: 73L
Max temperature: 250℃
1pc top light at 25W
Total connected load: 3.0-3.6kW
220-240V/50-60Hz

Supplied accessories:

1 grill rack
1 baking tray

Packing dimension(mm):
639X579X658
Container loading(20GP/40GP/40HQ):
108/216/276
Gross weight(kg):36
Net weight (kg):33



F100SIX-C70-G2
F100SIX-C70-G2-AF
BUILT-IN OVEN

Features:

Sensor touch switch control
Automatic cut off
Cavity cooling system
Oven ventilation system
5 chrome shelf positions
With removable side racks
Three layers glass door
One oven light
Memory menu
Large viewing window
With 13 heating modes:

- Convection mode
- Fast cooking
- Bake mode
- Turbo grill
- Half grill
- Full surface grill
- Fan Assisted Grill
- Delicate cooking
- Multi-Cooking Mode
- Pizza Mode
- Defrosting mode
- ECO mode
- Steam assisted cleaning



Air fry function (optional)
With rotisserie (optional)
Telescopic racks (optional)
Pure black glass (optional)
Door glass glazed (optional)
Soft hinge (optional)

Technical information:

Energy rating: A
Usable capacity: 73L
Max temperature: 250℃
1pc top light at 25W
Total connected load: 3.0-3.6kW
220-240V/50-60Hz

Supplied accessories:

1 grill rack
1 baking tray

Packing dimension(mm):
639X579X658
Container loading(20GP/40GP/40HQ):
108/216/276
Gross weight(kg):39
Net weight (kg):36



F100IX-LP-C70-G2/F100IX-LP-C70-G2-AF
F100IX-P-C70-G2/F100IX-P-C70-G2-AF
BUILT-IN OVEN

Features:

Push-button switch control
Mechanical timer
Automatic cut off
Oven ventilation system
5 chrome shelf positions
Two layers glass door
One oven light
Large viewing window
With 9 heating modes:
-Convection mode
-Fast cooking
-Bake mode
-Turbo grill
-Half grill
-Full surface grill
-Fan Assisted Grill
-Delicate cooking
-Defrosting mode



Luminous knob (optional)
Air fry function (optional)
Cooling fan (optional)
With rotisserie (optional)
Removable side racks (optional)
Telescopic racks (optional)
Three layers door (optional)
Door glass glazed (optional)
Soft hinge (optional)

Technical information:

Energy rating: A
Usable capacity: 73L
Max temperature: 250℃
1pc top light at 25W
Total connected load: 3.0-3.6kW
220-240V/50-60Hz

Supplied accessories:

1 grill rack
1 baking tray

Packing dimension(mm):
639X579X658
Container loading(20GP/40GP/40HQ):
108/216/276
Gross weight(kg):34
Net weight (kg):32



100E3IX-LP-C70-G2/F100E3IX-LP-C70-G2-AF
F100E3IX-P-C70-G2/F100E3IX-P-C70-G2-AF
BUILT-IN OVEN

Features:

Push-button switch control
Sensor touch timer
Automatic cut off
Cavity cooling system
Oven ventilation system
5 chrome shelf positions
Three layers glass door
One oven light
Large viewing window
With 9 heating modes:
-Convection mode
-Fast cooking
-Bake mode
-Turbo grill
-Half grill
-Full surface grill
-Fan Assisted Grill
-Delicate cooking
-Defrosting mode



Luminous knob (optional)
Air fry function (optional)
With rotisserie (optional)
Removable side racks (optional)
Telescopic racks (optional)
Door glass glazed (optional)
Soft hinge (optional)

Technical information:

Energy rating: A
Usable capacity: 73L
Max temperature: 250℃
1pc top light at 25W
Total connected load: 3.0-3.6kW
220-240V/50-60Hz

Supplied accessories:

1 grill rack
1 baking tray

Packing dimension(mm):
639X579X658
Container loading(20GP/40GP/40HQ):
108/216/276
Gross weight(kg):36
Net weight (kg):33



F100IX-C70-G2
F100IX-C70-G2-AF
BUILT-IN OVEN

Features:

Mechanical switch control
Mechanical timer
Automatic cut off
Oven ventilation system
5 chrome shelf positions
Two layers glass door
One oven light
Large viewing window
With 9 heating modes:
-Convection mode
-Fast cooking
-Bake mode
-Turbo grill
-Half grill
-Full surface grill
-Fan Assisted Grill
-Delicate cooking
-Defrosting mode



Air fry function (optional)
Cooling fan (optional)
With rotisserie (optional)
Removable side racks (optional)
Telescopic racks (optional)
Three layers door (optional)
Door glass glazed (optional)
Soft hinge (optional)

Technical information:

Energy rating: A
Usable capacity: 73L
Max temperature: 250℃
1pc top light at 25W
Total connected load: 3.0-3.6kW
220-240V/50-60Hz

Supplied accessories:

1 grill rack
1 baking tray

Packing dimension(mm):
639X579X658
Container loading(20GP/40GP/40HQ):
108/216/276
Gross weight(kg):34
Net weight (kg):32





F80E3IX-LP-C70-G2
F80E3IX-P-C70-G2
BUILT-IN OVEN

Features:

Push-button switch control
Sensor touch timer
Automatic cut off
Cavity cooling system
Oven ventilation system
5 chrome shelf positions
Three layers glass door
One oven light
Large viewing window
With 7 heating modes:
-Convection mode
-Fast cooking
-Half grill
-Full surface grill
-Fan Assisted Grill
-Delicate cooking
-Defrosting mode



Luminous knob (optional)
With rotisserie (optional)
Removable side racks (optional)
Telescopic racks (optional)
Door glass glazed (optional)
Soft hinge (optional)

Technical information:

Energy rating: A
Usable capacity: 73L
Max temperature: 250 C
1pc top light at 25W
Total connected load: 3.0-3.6kW
220-240V/50-60Hz

Supplied accessories:

1 grill rack
1 baking tray

Packing dimension(mm):
639X579X658
Container loading(20GP/40GP/40HQ):
108/216/276
Gross weight(kg):36
Net weight (kg):33



F80IX-C70-G2
BUILT-IN OVEN

Features:

Mechanical switch control
Mechanical timer
Automatic cut off
Oven ventilation system
5 chrome shelf positions
Two layers glass door
One oven light
Large viewing window
With 7 heating modes:
-Convection mode
-Fast cooking
-Half grill
-Full surface grill
-Fan Assisted Grill
-Delicate cooking
-Defrosting mode



Cooling fan (optional)
With rotisserie (optional)
Removable side racks (optional)
Telescopic racks (optional)
Three layers door (optional)
Door glass glazed (optional)
Soft hinge (optional)

Technical information:

Energy rating: A
Usable capacity: 73L
Max temperature: 250 C
1pc top light at 25W
Total connected load: 2.1-2.5kW
220-240V/50-60Hz

Supplied accessories:

1 grill rack
1 baking tray

Packing dimension(mm):
639X579X658
Container loading(20GP/40GP/40HQ):
108/216/276
Gross weight(kg):34
Net weight (kg):32



F80E3IX-C70-G2
BUILT-IN OVEN

Features:

Mechanical switch control
Sensor touch timer
Automatic cut off
Cavity cooling system
Oven ventilation system
5 chrome shelf positions
Three layers glass door
One oven light
Large viewing window
With 7 heating modes:
-Convection mode
-Fast cooking
-Half grill
-Full surface grill
-Fan Assisted Grill
-Delicate cooking
-Defrosting mode



With rotisserie (optional)
Removable side racks (optional)
Telescopic racks (optional)
Door glass glazed (optional)
Soft hinge (optional)

Technical information:

Energy rating: A
Usable capacity: 73L
Max temperature: 250 C
1pc top light at 25W
Total connected load: 2.1-2.5kW
220-240V/50-60Hz

Supplied accessories:

1 grill rack
1 baking tray

Packing dimension(mm):
639X579X658
Container loading(20GP/40GP/40HQ):
108/216/276
Gross weight(kg):36
Net weight (kg):33



F70IX-C70-G2
BUILT-IN OVEN

Features:

Mechanical switch control
Mechanical timer
Automatic cut off
Cavity cooling system
Oven ventilation system
5 chrome shelf positions
Two layers glass door
One oven light
Large viewing window
With 6 heating modes:
-Convection mode
-Fast cooking
-Half grill
-Fan Assisted Grill
-Delicate cooking
-Defrosting mode



Cooling fan (optional)
With rotisserie (optional)
Removable side racks (optional)
Telescopic racks (optional)
Three layers door (optional)
Door glass glazed (optional)

Technical information:

Energy rating: A
Usable capacity: 73L
Max temperature: 250 C
1pc top light at 25W
Total connected load: 2.1-2.5kW
220-240V/50-60Hz

Supplied accessories:

1 grill rack
1 baking tray

Packing dimension(mm):
639X579X658
Container loading(20GP/40GP/40HQ):
108/216/276
Gross weight(kg):34
Net weight (kg):32



F80IX-LP-C70-G2
F80IX-P-C70-G2
BUILT-IN OVEN

Features:

Push-button switch control
Mechanical timer
Automatic cut off
Oven ventilation system
5 chrome shelf positions
Two layers glass door
One oven light
Large viewing window
With 7 heating modes:
-Convection mode
-Fast cooking
-Half grill
-Full surface grill
-Fan Assisted Grill
-Delicate cooking
-Defrosting mode



Luminous knob (optional)
Cooling fan (optional)
With rotisserie (optional)
Removable side racks (optional)
Telescopic racks (optional)
Three layers door (optional)
Door glass glazed (optional)
Soft hinge (optional)

Technical information:

Energy rating: A
Usable capacity: 73L
Max temperature: 250 C
1pc top light at 25W
Total connected load: 2.1-2.5kW
220-240V/50-60Hz

Supplied accessories:

1 grill rack
1 baking tray

Packing dimension(mm):
639X579X658
Container loading(20GP/40GP/40HQ):
108/216/276
Gross weight(kg):34
Net weight (kg):32



F60E3IX-C70-G2
F60E3IX-C70-G2-AF
BUILT-IN OVEN

Features:

Mechanical switch control
Sensor touch timer
Automatic cut off
Cavity cooling system
Oven ventilation system
5 chrome shelf positions
Three layers glass door
One oven light
Large viewing window
With 5 heating modes:
-Half grill
-Fan Assisted Grill
-Bake mode
-Turbo grill
-Defrosting mode



Air fry function (optional)
With rotisserie (optional)
Removable side racks (optional)
Telescopic racks (optional)
Door glass glazed (optional)
Soft hinge (optional)

Technical information:

Energy rating: A
Usable capacity: 73L
Max temperature: 250 C
1pc top light at 25W
Total connected load: 3.0-3.6kW
220-240V/50-60Hz

Supplied accessories:

1 grill rack
1 baking tray

Packing dimension(mm):
639X579X658
Container loading(20GP/40GP/40HQ):
108/216/276
Gross weight(kg):36
Net weight (kg):33





F60IX-C70-G2
F60IX-C70-G2-AF
BUILT-IN OVEN

Features:

Mechanical switch control
Mechanical timer
Automatic cut off
Oven ventilation system
5 chrome shelf positions
Two layers glass door
One oven light
Large viewing window
With 5 heating modes:
-Half grill
-Fan Assisted Grill
-Bake mode
-Turbo grill
-Defrosting mode



Air fry function (optional)
Cooling fan (optional)
With rotisserie (optional)
Removable side racks (optional)
Telescopic racks (optional)
Three layers door (optional)
Door glass glazed (optional)
Soft hinge (optional)

Technical information:

Energy rating: A
Usable capacity: 73L
Max temperature: 250 C
1pc top light at 25W
Total connected load:3.0-3.6kW
220-240V/50-60Hz

Supplied accessories:

1 grill rack
1 baking tray

Packing dimension(mm):
639X579X658
Container loading(20GP/40GP/40HQ):
108/216/276
Gross weight(kg):34
Net weight (kg):32



F40MR-C70-G2
BUILT-IN OVEN

Features:

Mechanical switch control
Mechanical timer
Automatic cut off
Oven ventilation system
5 chrome shelf positions
Two layers glass door
One oven light
Large viewing window
With 3 heating modes:
-Half grill
-Fast cooking
-Delicate cooking



Cooling fan (optional)
With rotisserie (optional)
Removable side racks (optional)
Telescopic racks (optional)
Three layers door (optional)
Door glass glazed (optional)

Technical information:

Energy rating: A
Usable capacity: 73L
Max temperature: 250 C
1pc top light at 25W
Total connected load:2.1-2.5kW
220-240V/50-60Hz

Supplied accessories:

1 grill rack
1 baking tray

Packing dimension(mm):
639X579X658
Container loading(20GP/40GP/40HQ):
108/216/276
Gross weight(kg):34
Net weight (kg):32



F50E3IX-C70-G2
BUILT-IN OVEN

Features:

Mechanical switch control
Sensor touch timer
Automatic cut off
Cavity cooling system
Oven ventilation system
5 chrome shelf positions
Three layers glass door
One oven light
Large viewing window
With 4 heating modes:
-Half grill
-Fan Assisted Grill
-Bake mode
-Defrosting mode



With rotisserie (optional)
Removable side racks (optional)
Telescopic racks (optional)
Door glass glazed (optional)
Soft hinge (optional)

Technical information:

Energy rating: A
Usable capacity: 73L
Max temperature: 250 C
1pc top light at 25W
Total connected load:1.8-2.2kW
220-240V/50-60Hz

Supplied accessories:

1 grill rack
1 baking tray

Packing dimension(mm):
639X579X658
Container loading(20GP/40GP/40HQ):
108/216/276
Gross weight(kg):36
Net weight (kg):33



F40MR-B1-C70-G2
BUILT-IN OVEN

Features:

Mechanical switch control
Mechanical timer
Automatic cut off
Oven ventilation system
5 chrome shelf positions
Two layers glass door
One oven light
Large viewing window
With 3 heating modes:
-Half grill
-Convection mode
-Bottom heat



Cooling fan (optional)
With rotisserie (optional)
Removable side racks (optional)
Telescopic racks (optional)
Three layers door (optional)
Door glass glazed (optional)

Technical information:

Energy rating: A
Usable capacity: 73L
Max temperature: 250 C
1pc top light at 25W
Total connected load:2.1-2.5kW
220-240V/50-60Hz

Supplied accessories:

1 grill rack
1 baking tray

Packing dimension(mm):
639X579X658
Container loading(20GP/40GP/40HQ):
108/216/276
Gross weight(kg):34
Net weight (kg):32



F50IX-C70-G2
BUILT-IN OVEN

Features:

Mechanical switch control
Mechanical timer
Automatic cut off
Oven ventilation system
5 chrome shelf positions
Two layers glass door
One oven light
Large viewing window
With 4 heating modes:
-Half grill
-Fan Assisted Grill
-Bake mode
-Defrosting mode



Cooling fan (optional)
With rotisserie (optional)
Removable side racks (optional)
Telescopic racks (optional)
Three layers door (optional)
Door glass glazed (optional)
Soft hinge (optional)

Technical information:

Energy rating: A
Usable capacity: 73L
Max temperature: 250 C
1pc top light at 25W
Total connected load:1.8-2.2kW
220-240V/50-60Hz

Supplied accessories:

1 grill rack
1 baking tray

Packing dimension(mm):
639X579X658
Container loading(20GP/40GP/40HQ):
108/216/276
Gross weight(kg):34
Net weight (kg):32



FGE22IX-C70
BUILT-IN OVEN

Features:

Mechanical switch control
Mechanical timer
Automatic cut off
Cavity cooling system
Oven ventilation system
5 chrome shelf positions
Two layers glass door
One oven light
Large viewing window
Auto ignition
With F.F.D (thermostat control)
Auto safety switch off
Full surface grill



Circulation fan(optional)
With rotisserie (optional)
Removable side racks (optional)
Telescopic racks (optional)
Three layers door (optional)
Door glass glazed (optional)
Soft hinge (optional)

Technical information:

Usable capacity: 73L
Max temperature 250 C
1pc top light at 25W
Total connected load:
-Top electric 1.8kW
-Bottom gas: 2.6kW
220-240V/50-60Hz

Supplied accessories:

1 grill rack
1 baking tray

Packaging dimension(mm):
647×658×660
Container Loading(20GP/40GP/40HQ) :
81/162/216
Gross weight(kg):41
Net weight(kg):37.2





FGE22E3IX-C70
BUILT-IN OVEN



Features:

Mechanical switch control
Sensor touch timer
Automatic cut off
Cavity cooling system
Oven ventilation system
5 chrome shelf positions
Three layers glass door
One oven light
Large viewing window
Auto ignition
With F.F.D (thermostat control)
Auto safety switch off
Full surface grill



Circulation fan(optional)
With rotisserie (optional)
Removable side racks (optional)
Telescopic racks (optional)
Door glass glazed (optional)
Soft hinge (optional)

Technical information:

Usable capacity: 73L
Max temperature 250 °C
1pc top light at 25W
Total connected load:
-Top electric 1.8kW
-Bottom gas: 2.6kW
220-240V/50-60Hz

Supplied accessories:

1 grill rack
1 baking tray

Packaging dimension(mm):
647 × 658 × 660
Container Loading(20GP/40GP/40HQ) :
81/162/216
Gross weight(kg):41
Net weight(kg):37.2



FG12E3IX-C70
BUILT-IN OVEN



Features:

Mechanical switch control
Sensor touch timer
Automatic cut off
Cavity cooling system
Oven ventilation system
5 chrome shelf positions
Three layers glass door
One oven light
Large viewing window
Auto ignition
With F.F.D (thermostat control)
Auto safety switch off
Full surface grill

Circulation fan(optional)
With rotisserie (optional)
Removable side racks (optional)
Telescopic racks (optional)
Door glass glazed (optional)
Soft hinge (optional)

Technical information:

Usable capacity: 73L
Max temperature 250 °C
1pc top light at 25W
Total connected load :
-Top gas 1.7kW
-Bottom Gas: 2.6kW
220-240V/50-60Hz

Supplied accessories:

1 grill rack
1 baking tray

Packaging dimension(mm):
647 × 658 × 660
Container Loading(20GP/40GP/40HQ) :
81/162/216
Gross weight(kg):41
Net weight(kg):37.2



FG12IX-C70
BUILT-IN OVEN



Features:

Mechanical switch control
Mechanical timer
Automatic cut off
Cavity cooling system
Oven ventilation system
5 chrome shelf positions
Two layers glass door
One oven light
Large viewing window
Auto ignition
With F.F.D (thermostat control)
Auto safety switch off
Full surface grill

Circulation fan(optional)
With rotisserie (optional)
Removable side racks (optional)
Telescopic racks (optional)
Three layers door (optional)
Door glass glazed (optional)
Soft hinge (optional)

Technical information:

Usable capacity: 73L
Max temperature 250 °C
1pc top light at 25W
Total connected load :
-Top gas 1.7kW
-Bottom Gas: 2.6kW
220-240V/50-60Hz

Supplied accessories:

1 grill rack
1 baking tray

Packaging dimension(mm):
647 × 658 × 660
Container Loading(20GP/40GP/40HQ) :
81/162/216
Gross weight(kg):41
Net weight(kg):37.2



Appearance panels



IX07



IX08



IX09



IX01



IX03



IX17



IX05



IX06



IX14



IX15



IX16



IX19



IX30



IX20

Appearance panels



IX02



IX22



IX04



IX23



IX12



IX10



IX11



IX13



IX18



IX21



IX26



IX31



F100IX-G2
F100IX-G2-AF
BUILT-IN OVEN

Features:

Mechanical switch control
Mechanical timer
Automatic cut off
Oven ventilation system
5 chrome shelf positions
Two layers glass door
One oven light
Large viewing window
With 9 heating modes:
-Convection mode
-Fast cooking
-Bake mode
-Turbo grill
-Half grill
-Full surface grill
-Fan Assisted Grill
-Delicate cooking
-Defrosting mode



Air fry function (optional)
Cooling fan (optional)
With rotisserie (optional)
Removable side racks (optional)
Telescopic racks (optional)
Three layers door (optional)
Door glass glazed (optional)
Electric timer (optional)
Soft hinge (optional)

Technical information:

Energy rating: A
Usable capacity: 56L
Max temperature: 250 C
1pc top light at 25W
Total connected load: 3.0-3.6kW
220-240V/50-60Hz

Supplied accessories:

1 grill rack
1 baking tray

Packing dimension(mm):
639X579X658
Container loading(20GP/40GP/40HQ):
108/216/276
Gross weight(kg):34
Net weight (kg):32



F80IX-G2
BUILT-IN OVEN

Features:

Mechanical switch control
Mechanical timer
Automatic cut off
Oven ventilation system
5 chrome shelf positions
Two layers glass door
One oven light
Large viewing window
With 7 heating modes:
-Convection mode
-Fast cooking
-Half grill
-Full surface grill
-Fan Assisted Grill
-Delicate cooking
-Defrosting mode



Cooling fan (optional)
With rotisserie (optional)
Removable side racks (optional)
Telescopic racks (optional)
Three layers door (optional)
Door glass glazed (optional)
Electric timer (optional)
Soft hinge (optional)

Technical information:

Energy rating: A
Usable capacity: 56L
Max temperature: 250 C
1pc top light at 25W
Total connected load: 2.1-2.5kW
220-240V/50-60Hz

Supplied accessories:

1 grill rack
1 baking tray

Packing dimension(mm):
639X579X658
Container loading(20GP/40GP/40HQ):
108/216/276
Gross weight(kg):34
Net weight (kg):32



F70IX-G2
BUILT-IN OVEN

Features:

Mechanical switch control
Mechanical timer
Automatic cut off
Cavity cooling system
Oven ventilation system
5 chrome shelf positions
Two layers glass door
One oven light
Large viewing window
With 6 heating modes:
-Convection mode
-Fast cooking
-Half grill
-Fan Assisted Grill
-Delicate cooking
-Defrosting mode



Cooling fan (optional)
With rotisserie (optional)
Removable side racks (optional)
Telescopic racks (optional)
Three layers door (optional)
Door glass glazed (optional)

Technical information:

Energy rating: A
Usable capacity: 56L
Max temperature: 250 C
1pc top light at 25W
Total connected load: 2.1-2.5kW
220-240V/50-60Hz

Supplied accessories:

1 grill rack
1 baking tray

Packing dimension(mm):
639X579X658
Container loading(20GP/40GP/40HQ):
108/216/276
Gross weight(kg):34
Net weight (kg):32





F60IX-G2
F60IX-G2-AF
BUILT-IN OVEN

Features:

Mechanical switch control
Mechanical timer
Automatic cut off
Oven ventilation system
5 chrome shelf positions
Two layers glass door
One oven light
Large viewing window
With 5 heating modes:
-Half grill
-Fan Assisted Grill
-Bake mode
-Turbo grill
-Defrosting mode



Air fry function (optional)
Cooling fan (optional)
With rotisserie (optional)
Removable side racks (optional)
Telescopic racks (optional)
Three layers door (optional)
Door glass glazed (optional)
Electric timer (optional)
Soft hinge (optional)

Technical information:

Energy rating: A
Usable capacity: 56L
Max temperature: 250 °C
1pc top light at 25W
Total connected load: 3.0-3.6kW
220-240V/50-60Hz

Supplied accessories:

1 grill rack
1 baking tray

Packing dimension(mm):
639X579X658
Container loading(20GP/40GP/40HQ):
108/216/276
Gross weight(kg):34
Net weight (kg):32



F40MR-B1-G2
BUILT-IN OVEN

Features:

Mechanical switch control
Mechanical timer
Automatic cut off
Oven ventilation system
5 chrome shelf positions
Two layers glass door
One oven light
Large viewing window
With 3 heating modes:
-Half grill
-Convection mode
-Bottom heat



Cooling fan (optional)
With rotisserie (optional)
Removable side racks (optional)
Telescopic racks (optional)
Three layers door (optional)
Door glass glazed (optional)

Technical information:

Energy rating: A
Usable capacity: 56L
Max temperature: 250 °C
1pc top light at 25W
Total connected load: 2.1-2.5kW
220-240V/50-60Hz

Supplied accessories:

1 grill rack
1 baking tray

Packing dimension(mm):
639X579X658
Container loading(20GP/40GP/40HQ):
108/216/276
Gross weight(kg):34
Net weight (kg):32



F50IX-G2
BUILT-IN OVEN

Features:

Mechanical switch control
Mechanical timer
Automatic cut off
Oven ventilation system
5 chrome shelf positions
Two layers glass door
One oven light
Large viewing window
With 4 heating modes:
-Half grill
-Fan Assisted Grill
-Bake mode
-Defrosting mode



Cooling fan (optional)
With rotisserie (optional)
Removable side racks (optional)
Telescopic racks (optional)
Three layers door (optional)
Door glass glazed (optional)
Electric timer (optional)
Soft hinge (optional)

Technical information:

Energy rating: A
Usable capacity: 56L
Max temperature: 250 °C
1pc top light at 25W
Total connected load: 1.8-2.2kW
220-240V/50-60Hz

Supplied accessories:

1 grill rack
1 baking tray

Packing dimension(mm):
639X579X658
Container loading(20GP/40GP/40HQ):
108/216/276
Gross weight(kg):34
Net weight (kg):32



IX01-C56



IX02-C56



IX03-C56



IX04-C56



IX05-C56



IX06-C56



F40MR-G2
BUILT-IN OVEN

Features:

Mechanical switch control
Mechanical timer
Automatic cut off
Oven ventilation system
5 chrome shelf positions
Two layers glass door
One oven light
Large viewing window
With 3 heating modes:
-Half grill
-Fast cooking
-Delicate cooking



Cooling fan (optional)
With rotisserie (optional)
Removable side racks (optional)
Telescopic racks (optional)
Three layers door (optional)
Door glass glazed (optional)

Technical information:

Energy rating: A
Usable capacity: 56L
Max temperature: 250 °C
1pc top light at 25W
Total connected load: 2.1-2.5kW
220-240V/50-60Hz

Supplied accessories:

1 grill rack
1 baking tray

Packing dimension(mm):
639X579X658
Container loading(20GP/40GP/40HQ):
108/216/276
Gross weight(kg):34
Net weight (kg):32



IX07-C56



IX08-C56

Appearance panels





Air Fry Basket

Stainless Steel
For Air Fry Oven

- A new healthy, tasty, and efficient way of cooking
- Crispy foods with no or little oil
- Taste delicious, smell delicious and sound delicious



Steam Box

Features:
Glass cover
Brace
Handle frame

Technical information:
Delicate cooking
Suitable oven modes temperature 150 °C

Supplied accessories:

- 1 plate
- 1 perforated plate

Packaging dimension(mm):
470×410×225
Container Loading(20GP/40GP/40HQ) :
700/1440/1540
Gross weight(kg):8.7
Net weight(kg):5.5



F101SIX-LO
SIDE OPEN OVEN

Features:

- Sensor touch control
- Sensor touch timer
- Automatic cut off
- Cavity cooling system
- Oven ventilation system
- Double lights(top and bottom)
- Triple glazed glass door
- Large viewing window
- With removable side racks
- 5 chrome shelf positions
- Memory menu
- With 10 heating methods
- Convention model
- Full surface grill
- Fan Assisted grill
- Pizza
- Bake
- Fast cooking
- Delicate cooking
- Top heat
- Multi cooking
- Defrosting



Telescopic racks (optional)

Technical information:

Energy rating: A
Usable capacity: 56L
Max temperature: 250 C
1 pc top light at 25W
1 pc Bottom light at 25W
Total connected load: 3.42kW
220-240V/50-60Hz

Supplied accessories:

- 1 grill rack
- 1 baking tray

Packaging dimension(mm):
647×658×660
Container Loading(20GP/40GP/40HQ) :
81/162/216
Gross weight(kg):37
Net weight(kg):32.5



F101SIX-RO
SIDE OPEN OVEN

Features:

- Sensor touch control
- Sensor touch timer
- Automatic cut off
- Cavity cooling system
- Oven ventilation system
- Double lights(top and bottom)
- Triple glazed glass door
- Large viewing window
- With removable side racks
- 5 chrome shelf positions
- Memory menu
- With 10 heating methods
- Convention model
- Full surface grill
- Fan Assisted grill
- Pizza
- Bake
- Fast cooking
- Delicate cooking
- Top heat
- Multi cooking
- Defrosting



Telescopic racks (optional)

Technical information:

Energy rating: A
Usable capacity: 56L
Max temperature: 250 C
1 pc top light at 25W
1 pc Bottom light at 25W
Total connected load: 3.42kW
220-240V/50-60Hz

Supplied accessories:

- 1 grill rack
- 1 baking tray

Packaging dimension(mm):
647×658×660
Container Loading(20GP/40GP/40HQ) :
81/162/216
Gross weight(kg):37
Net weight(kg):32.5

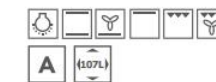




F948-61TIX
BUILT-IN OVEN

Features:

Mechanical control
Mechanical timer
Automatic cut off
Cavity cooling system
Oven ventilation system
4 chrome shelf positions
With removable side racks
Three layers glass door
Two oven lights
Large viewing window
With 5 heating methods:
-Convention mode
-Delicate cooking
-Top oven
-Full surface grill
-Fan Assisted grill



Technical information:

Energy rating: A
Usable capacity: 107 L
Max.temperature 250 °C
2pcs top light at 25W
Total connected load 3.4kW
220-240V/50-60Hz

With rotisserie (optional)
Telescopic racks (optional)
Door glass glazed (optional)

Supplied accessories:

1 grill rack
1 baking tray

-Packaging dimension (mm):
955X660X560
-Container Loading(20GP/40GP/40HQ) :
80/164/164
-Gross weight (kg):58.5
-Net weight (kg):51



F948-81ETIX
BUILT-IN OVEN

Features:

Mechanical control
Electronic timer
Automatic cut off
Cavity cooling system
Oven ventilation system
4 chrome shelf positions
With removable side racks
Three layers glass door
Two oven lights
Large viewing window
With 7 heating methods:
-Convention mode
-Delicate cooking
-Top oven
-Full surface grill
-Fan Assisted grill
-Bake mode
-Defrosting mode



Technical information:

Energy rating: A
Usable capacity: 107 L
Max.temperature 250 °C
2pcs top light at 25W
Total connected load 3.4kW
220-240V/50-60Hz

With rotisserie (optional)
Telescopic racks (optional)
Door glass glazed (optional)

Supplied accessories:

1 grill rack
1 baking tray

Packaging dimension (mm):
955x660x560
-Container Loading(20GP/40GP/40HQ) :
80/164/164
-Gross weight (kg):58.5
-Net weight (kg):51



F948-100STMTR
BUILT-IN OVEN

Features:

Sensor touch control
Sensor touch timer
Automatic cut off
Cavity cooling system
Oven ventilation system
4 chrome shelf positions
With removable side racks
Three layers glass door
Two oven lights
Large viewing window
Memory menu
With 10 heating methods:
-Convention mode
-Full surface grill
-Fan Assisted grill
-Pizza Mode
-Bake mode
-Fast cooking
-Delicate cooking
-Top oven
-Multi cooking
-Defrosting mode



Technical information:

Energy rating: A
Usable capacity:107 L
Max. temperature 250 °C
2pcs top light at 25W
Total connected load 3.66kW
220-240V/50-60Hz

With rotisserie (optional)
Telescopic racks (optional)
Door glass glazed (optional)

Supplied accessories:

1 grill rack
1 baking tray

Packaging dimension (mm):
955X660X560
-Container Loading(20GP/40GP/40HQ) :
80/164/164
-Gross weight (kg):58.5
-Net weight (kg):51



Features:(Full Gas)

Mechanical control
Mechanical timer
Automatic cut off
Cavity cooling system
Oven ventilation system
4 chrome shelf positions
With removable side racks
Three layers glass door
Two oven lights
Large viewing window
Auto ignition
With F.F.D (thermostat control)
Auto safety switch off
Full surface grill



Technical information:

Usable capacity:107 L
Max. temperature 250 °C
2pcs top light at 25W
Total connected load :
-Top gas 2.0kW
-Bottom gas: 3.6kW
220-240V/50-60HZ
With rotisserie (optional)
Telescopic racks (optional)
Door glass glazed (optional)

Supplied accessories:

1 grill rack
1 baking tray

-Packaging dimension(mm):
955 X 660 X 560
-Container Loading(20GP/40GP/40HQ) :
80/164/164
-Gross weight(kg): 58.5
-Net weight(kg): 51

F948-G11TIX
BUILT-IN GAS OVEN



Features:(Gas & Electric)

Mechanical control
Mechanical timer
Automatic cut off
Cavity cooling system
Oven ventilation system
4 chrome shelf positions
With removable side racks
Three layers glass door
Two oven lights
Large viewing window
Auto ignition
With F.F.D (thermostat control)
Auto safety switch off
Full surface grill



Technical information:

Usable capacity:107 L
Max. temperature 250 °C
2pc top light at 25W
Total connected load :
-Top electric 2.5kW
-Bottom Gas:3.6W
220-240V/50-60Hz

With rotisserie (optional)
Telescopic racks (optional)
Door glass glazed (optional)

Supplied accessories:

1 grill rack
1 baking tray

-Packaging dimension(mm):
955 X 660 X 560
-Container Loading(20GP/40GP/40HQ) :
80/164/164
-Gross weight(kg): 58.5
-Net weight(kg): 51

F948-GE21TIX
BUILT-IN GAS&ELECTRIC OVEN

Appearance panels



F948-62TIX



F948-63TIX



F948-82ETIX



F948-83ETIX



F948-101STIX



F948-102STIX



F948-G12TIX



F948-G13TIX



F948-GE12TIX



F948-GE13TIX



F948-GE22TIX



F948-GE23TIX

DOUBLE OVEN

Double oven is gradually becoming consumers' preference, especially for large families. It provides multiple cooking options and exceptionally consistent heat, furthermore double baking space satisfies different parties and activities demands.



F6108-8E3L82TIX-DO
DOUBLE OVEN 1088MM

Features:

Mechanical control
Sensor timer
Automatic cut off
Cavity cooling system
Oven ventilation system
5 chrome shelf positions
With removable side racks
Three layers glass door
Two oven lights
Large viewing window
Top oven with 7 heating methods
-Convection mode
-Delicate cooking
-Top oven
-Full surface grill
-Fan Assisted grill
-Bake mode
-Defrosting mode
Lower oven with 7 heating methods
-Convection mode
-Delicate cooking
-Top oven
-Full surface grill
-Fan Assisted grill
-Bake mode
-Defrosting mode



Technical information:

Energy rating: A
Max. temperature 250 C
2pcs top light at 25W
Power supply required: 25 amps
Top oven capacity: 56L
Lower oven capacity: 56L
Total connected load 5.1kW
220-240V/50-60Hz

With rotisserie (optional)
Telescopic racks (optional)
Door glass glazed (optional)

Supplied accessories:

2 grill racks
2 baking tray

-Packaging dimension(mm):
647 X 680 X 1145
-Container Loading(20GP/40GP/40HQ) :
54/108/108
-Gross weight(kg): 73.5
-Net weight(kg): 67



F688-4L82E3TIX-DO
DOUBLE OVEN 888MM

Features:

Mechanical control
Sensor timer
Automatic cut off
Cavity cooling system
Oven ventilation system
3 chrome shelf positions(Top oven)
5 chrome shelf positions(Lower oven)
With removable side racks
Three layers glass door
Two oven lights
Large viewing window
Top oven 3 heating methods:
-Full surface grill
-Conventional top and bottom heat
-Bottom heat
Lower oven 7 heating methods
-Convection mode
-Delicate cooking
-Top oven
-Full surface grill
-Fan Assisted grill
-Bake mode
-Defrosting mode



Technical information:

Energy rating: A
Max. temperature 250 C
2pcs top light at 25W
Power supply required: 25 amps
Top oven capacity: 35L
Lower oven capacity: 56L
Total connected load 5.1kW
220-240V/50-60Hz

With rotisserie (optional)
Telescopic racks (optional)
Door glass glazed (optional)

Supplied accessories:

2 grill racks
2 baking tray

-Packaging dimension(mm):
647 X 680 X 956
-Container Loading(20GP/40GP/40HQ) :
54/108/108
-Gross weight(kg): 63
-Net weight(kg): 58.5





F618-4L82E3IX-DO
DOUBLE OVEN 718MM

Features:

- Mechanical control
- Sensor timer
- Automatic cut off
- Cavity cooling system
- Oven ventilation system
- 3 chrome shelf positions(Top oven)
- 4 chrome shelf positions(Lower oven)
- With removable side racks
- Three layers glass door
- Two oven lights
- Top oven 3 heating methods:
 - Full surface grill
 - Conventional top and bottom heat
 - Bottom heat
- Lower oven 7 heating methods
 - Convection mode
 - Delicate cooking
 - Top oven
 - Full surface grill
 - Fan Assisted grill
 - Bake mode
 - Defrosting mode



Technical information:

- Energy rating: A
 - Max. temperature 250°C
 - 2pcs top light at 25W
 - Power supply required: 25 amps
 - Top oven capacity:35 L
 - Lower oven capacity:45 L
 - Total connected load 5.1kW
 - 220-240V/50-60Hz
 - With rotisserie (optional)
 - Telescopic racks (optional)
 - Door glass glazed (optional)
- Supplied accessories:**
- 2 grill racks
 - 2 baking tray
 - Container Loading(20GP/40GP/40HQ) : 81/162/162
 - Gross weight(kg): 53.5
 - Net weight(kg): 48



Appearance panels



IX01



IX02



IX03



IX04



IX05



IX06



IX07



IX08



IX09



IX10

45CM COLLECTION



STEAM OVEN



MICROWAVE OVEN



COFFEE MACHINE



MGC1035TS-MR01
MICROWAVE GRILL CONVECTION OVEN

Features:

TFT Sensor touch with WIFI and APP
Automatic cut off
LED fully electronic display
Child lock
Memory menu
3 layers glass door
4 shelf position
Large viewing window
Double circles exhausting system
Stainless steel cavity

Functions:

-Grilling mode
-Back fan mode
-Fan assisted grilling mode
-Defrosting mode
-Grilling with microwave assistance
-Back fan with microwave assistance
-Defrosting with microwave assistance
-Microwave mode
-Dough proving mode
-Warming plate mode
-Recipe function

Technical information:

Usable capacity: 38L
Max temperature: 250℃
1pc top light at 25W
Microwave power: 1.00kW
Grill power: 1.55kW
Convection power: 1.35kW
220-240V/50-60Hz

Supplied accessories:

1 drive shaft
1 swivel subassembly
1 baking tray
1 grilling rack
1 turntable

Packing dimension(mm):
675×611×525
Container loading(20GP/40GP/40HQ):
108/228/285
Gross weight(kg):33
Net weight (kg):29



MG1035SS-IX03
MICROWAVE GRILL OVEN

Features:

Fully sensor touch control
Automatic cut off
LED fully electronic display
Cooking duration setting
Door interlock (safety switch)
Stainless steel cavity
1 light with 25W
3 layers glass door
Large viewing window
Child lock system
Stainless steel cavity

Functions:

-Microwave
-Grilling
-Microwave + grilling
-Pizza
-Defrost by weight
-Defrost by time



Technical information:

Usable capacity: 38 L
Power: 220-240V/50Hz
Output (microwave): 1000W
Output (grill): 1650W

Supplied accessories:

1 drive shaft
1 swivel subassembly
1 grilling rack
1 baking tray
1 turntable

Packaging dimension(mm):
675×611×525
Container Loading(20GP/40GP/40HQ):
108/228/285
Gross weight(kg):33.6
Net weight(kg):30.6



MGC1035AS-MR01
MICROWAVE GRILL CONVECTION OVEN

Features:

Sensor touch control
Automatic cut off
LED fully electronic display
Child lock
Memory menu
3 layers glass door
4 shelf position
Large viewing window
Double circles exhausting system
Stainless steel cavity

Functions:

-Grilling mode
-Back fan mode
-Fan assisted grilling mode
-Defrosting mode
-Grilling with microwave assistance
-Back fan with microwave assistance
-Defrosting with microwave assistance
-Microwave mode
-Dough proving mode
-Warming plate mode

Technical information:

Usable capacity: 38L
Max temperature: 250℃
1pc top light at 25W
Microwave power: 1.00kW
Grill power: 1.55kW
Convection power: 1.35kW
220-240V/50-60Hz

Supplied accessories:

1 drive shaft
1 swivel subassembly
1 baking tray
1 grilling rack
1 turntable

Packing dimension(mm):
675×611×525
Container loading(20GP/40GP/40HQ):
108/228/285
Gross weight(kg):33
Net weight (kg):29



M1035SS-IX03
MICROWAVE OVEN

Features:

Fully sensor touch control
Automatic cut off
LED fully electronic display
Cooking duration setting
Door interlock (safety switch)
Stainless steel cavity
1 light with 25W
3 layers glass door
Large viewing window
Child lock system
Stainless steel cavity

Functions:

-Microwave
-Popcorn
-Potatoes
-Hot drink
-Defrost by weight
-Defrost by time



Technical information:

Usable capacity: 38 L
Power: 220-240V/50Hz
Output (microwave): 1000W

Supplied accessories:

1 drive shaft
1 swivel subassembly
1 turntable

Packaging dimension(mm):
675×611×525
Container Loading(20GP/40GP/40HQ):
108/228/285
Gross weight(kg):32.5
Net weight(kg):29.5



SG1535SS-IX03
STEAM GRILL OVEN

Features:

Fully sensor touch control
Automatic cut off
LED fully electronic display
Descaling setting
Wrong message display automatically
No water warning
Door interlock (safety switch)
4 shelf positions
Child lock system
Water tank subassembly
Pump
Stainless steel cavity

Functions:

-Steaming
-Meat steaming
-Fish cooking
-Vegetables
-Reheating & Disinfection
-Grilling
-Pizza
-Defrosting



Technical information:

Usable capacity: 38 L
1 light with 25W (top)
Power: 220-240V/50Hz
Output power: 1550W

Supplied accessories:

1 deep baking tray
1 baking tray
1 grill rack
1 sponge drier

Packaging dimension(mm):
675×611×525
Container Loading(20GP/40GP/40HQ):
108/228/285
Gross weight(kg):33
Net weight(kg):29





S1535SS-IX03
STEAM OVEN

Features:

Fully sensor touch control
Automatic cut off
LED fully electronic display
Descaling setting
Wrong message display automatically
No water warning
Door interlock (safety switch)
4 shelf positions
Child lock system
Water tank subassembly
Pump
Stainless steel cavity

Functions:

-Steaming
-Meat steaming
-Fish cooking
-Vegetables
-Reheating & Disinfection
-Defrosting



Technical information:

Usable capacity: 38 L
1 light with 25W (top)
Power: 220-240V/50Hz
Output power: 1650W

Supplied accessories:

1 deep baking tray
1 baking tray
1 grill rack
1 sponge drier

Packaging dimension(mm):
675 × 611 × 525
Container Loading(20GP/40GP/40HQ):
108/228/285
Gross weight(kg):33
Net weight(kg):29



F645-83SIX-E
BUILT-IN OVEN

Features:

Fully sensor touch control
Automatic cut off
LED fully electronic display
Cooking duration setting
Enamelling cavity
4 shelf positions
3 layers glass door
Large viewing window
Child lock system

Functions:

-Bake cooking
-Multi cooking
-Pizza
-Fast cooking
-Fan assisted grilling
-Conventional mode
-Top oven
-Defrosting



Technical information:

Energy rating: A
Usable capacity: 43 L
1 light with 25W (top)
Max: temperature 250 °C
Power: 220-240V/50-60Hz
Total connected load 2850W

Supplied accessories:

1 shallow grilling tray
1 grilling rack

Packaging dimension(mm):
675 × 666 × 525
Container Loading(20GP/40GP/40HQ):
96/204/255
Gross weight(kg):38
Net weight(kg):33

Appearance panels



IX01



IX02



IX03



IX04



IX05



IX06



BCMC1501
COFFEE MACHINE

Features:

Built in automatic coffee machine
Fully sensor touch control
LED fully electronic display
Automatic self-maintenance and control system
Full touch button, one key operate
Intelligent pre-brew aroma system
Coffee function:
-Cappuccino
-latte
-espresso
-single coffee
Steam function: for cappuccino, latte
Rinsing function
Automatic cleaning indicator
Automatic descaling indicator
Adjustable coffee grinder (5 levels)
Adjustable amount of coffee: 30cc~240cc
Adjustable coffee strength: mild, normal, strong
Removable water tank
Telescopic guides with self lock



Technical information:

Power: 220-240V/50-60Hz
Capacity of water tank (L) 1.8L
Coffee bean container (g) 250g
Pump max pressure (bar) 19bar
Nominal Power: 1300-1500W
Coffee temperature (°C) 73-88 °C

Supplied accessories:

Milk can(optional)
Spoon

Packaging dimension(mm):
655 × 565 × 545
Container loading(20GP /40GP/40HQ):
144/288/288
Gross weight(kg):29.4
Net weight(kg):23



WD14-S0



WD14-S3

WARMING DRAWER

Features:

Sensor touch control
Telescopic full-depth pull-out with press + release mechanism
Anti slip mat
Push-to-open-door
Cool front
Hot air fan system for heating crockery
Temperatures freely adjustable from approx. 30-85 °C
With 5 heating methods:
-Warming cup
-Warming plate
-Heat preservation mode
-Low temperature bake
-Dough proving function



Construction:

-14 cm deep warming drawer,
-Suitable for installation in a 60 cm cabinet with a 60cm width steam oven, microwave combi oven, or with a coffee machine
-Usable height approx.:9.5cm

Capacity:

6 place settings or 20 plates ø 28 cm or up to 80 Espresso cups or 40 Cappuccino cups (depending on size and style)
Max. load: 20 kg
220-240V/50-60Hz 640W-760W

Packaging dimension(mm): 653.5x657x210
Container loading(20GP/40GP/40HQ):
297/594/648
Gross weight(kg): 18
Net weight(kg): 16.5



WD14-A4



WD14-A3

WARMING DRAWER

Features:

Telescopic full-depth pull-out with press + release mechanism
Anti slip mat
Push-to-open-door
Cool front
Hot air fan system for heating crockery
Temperatures freely adjustable from approx. 30-80 °C
Illuminate on/off switch



Construction:

-14 cm deep warming drawer,
-Suitable for installation in a 60 cm cabinet with a 60cm width steam oven, microwave combi oven, or with a coffee machine
-Usable height approx.:10cm

Capacity:

6 place settings or 20 plates ø 28 cm or up to 80 Espresso cups or 40 Cappuccino cups (depending on size and style)
Max. load: 20 kg
230V/50Hz,432W

Packaging dimension(mm): 653.5x657x210
Container loading(20GP/40GP/40HQ):
297/594/648
Gross weight(kg): 18
Net weight(kg): 16.5



WD29-A1

WARMING DRAWER

Features:

Telescopic full-depth pull-out with press + release mechanism
Anti slip mat
Cool front
Hot air fan system for heating crockery
Temperatures freely adjustable from approx. 30-80 °C
Illuminate on/off switch



Construction:

-29 cm deep warming drawer,
-suitable for installation in an 88 cm cabinet with a single oven,
-Usable height approx.:25cm

Capacity:

12 place settings or 40 plates ø 28 cm or up to 120 Espresso cups or 60 Cappuccino cups (depending on size and style)
Max. load: 20 kg
230V/50Hz,432W

Packaging dimension(mm): 653.5x657x360
Container loading(20GP/40GP/40HQ):
162/324/378
Gross weight(kg): 23
Net weight(kg): 20.5

Freestanding Cooker

Dual Fuel Cooker | Full Electric Cooker | Full Gas Cooker
Oven : Electric oven | Gas & electric oven | Full gas oven
Hob : Gas cooktop | Ceramic cooktop | Induction cooktop



Stylish metal knob
Sensor touch timer

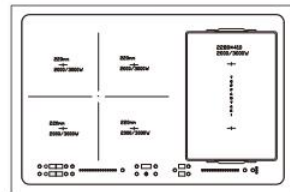
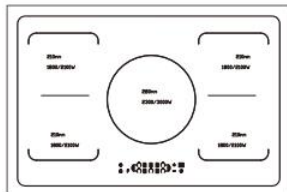
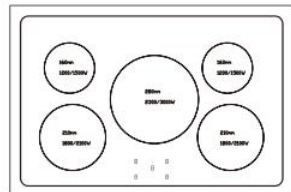


Heavy-duty oven door handle

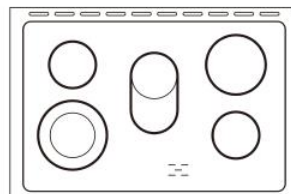


Fashioned Luxury Blue Enamel

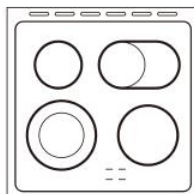
INDUCTION



CERAMIC

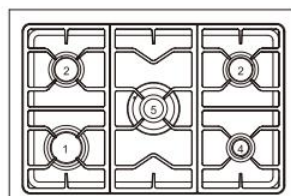


F96C52FE86

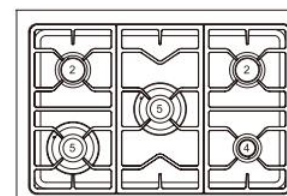


F66C42FE86

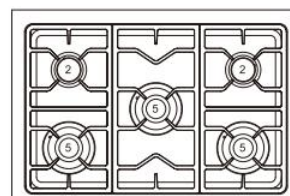
GAS



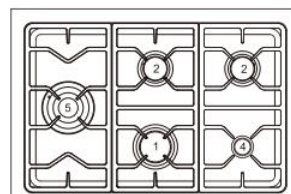
F965TME86



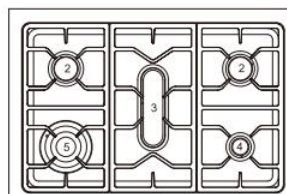
F965T2E86



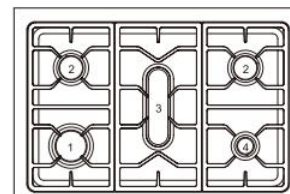
F965T3E86



F965TLE86



F965TFE86



F965FE86



F96I6P83

FREESTANDING COOKER

Oven features:

Sensor touch timer
Automatic cut off
Cavity cooling system
Oven ventilation system
4 chrome shelf positions
With removable side racks
Double oven lights
One/Two circulation fan
With 7 heating methods:
-Convection mode
-Delicate cooking
-Top oven
-Full surface grill
-Fan Assisted grill
-Bake
-Defrosting
Adjustable feet (optional)
Door glass glazed (optional)
With rotisserie (optional)
Storage drawer (optional)
Telescopic racks (optional)

Hob features:

Ceramic cooktop
Induction cooktop with booster
Power can be adjusted by two methods:
Rotary knob control on cooker
Touch control on cooktop
-2300/3000W *1 (Ø280) Central
-1800/2100W *2 (210*190mm square)
-1800/2100W *2 (210*190mm square)
FLEXI DIMENSION: 210*380mm/3.0-3.6kW

Technical information:

Energy rating: A
Usable capacity: 107L
Max.temperature: 250 C
2pcs light at 25W
Total connected load:
- Induction hob: 10.2kW
- Oven: 3.0-3.6kW
220-240V/50-60Hz

Supplied accessories:

1 grill rack
1 baking tray

Packaging dimension(WXD*H mm):
935X697X1010
Container loading(20GP/40GP/40HQ):
40/84/84
Gross weight(kg):95
Net weight(kg):84.5



F96C52FE86

FREESTANDING COOKER

Oven features:

Electronic timer
Automatic cut off
Cavity cooling system
Oven ventilation system
4 chrome shelf positions
With removable side racks
Double oven lights
One/Two circulation fan
With 7 heating methods:
-Convection mode
-Delicate cooking
-Top oven
-Full surface grill
-Fan Assisted grill
-Bake
-Defrosting
Adjustable feet (optional)
Door glass glazed (optional)
With rotisserie (optional)
Storage drawer (optional)
Telescopic racks (optional)

Hob features:

Ceramic cooktop
-Two 140mm diameter 1200 watt zone
-One 180mm diameter 1800 watt zone
-One dual zone with 140mm diameter
1000 watt zone to 210mm diameter
2200 watt expansion zone
-One dual zone with 140mm diameter
1100 watt zone to 250mm oval extension
zone of 2000 watt

Technical information:

Energy rating: A
Usable capacity: 107L
Max.temperature: 250 C
2pcs top light at 25W
Total connected load:
- Ceramic hob: 8.4kW
- Oven: 3.0-3.6kW
220-240V/50-60Hz

Supplied accessories:

1 grill rack
1 baking tray

Packaging dimension(WXD*H mm):
935X697X1010
Container loading(20GP/40GP/40HQ):
40/84/84
Gross weight(kg):95
Net weight(kg):84.5



F96C52FE83-D

FREESTANDING COOKER

Oven features:

Electronic timer
Automatic cut off
Cavity cooling system
Oven ventilation system
4 chrome shelf positions
With removable side racks
Double oven lights
One/Two circulation fan
With 7 heating methods:
-Convection mode
-Delicate cooking
-Top oven
-Full surface grill
-Fan Assisted grill
-Bake
-Defrosting
With adjustable feet
Door glass glazed (optional)
With rotisserie (optional)
Telescopic racks (optional)

Hob features:

Ceramic cooktop
-Two 140mm diameter 1200 watt zone
-One 180mm diameter 1800 watt zone
-One dual zone with 140mm diameter
1000 watt zone to 210mm diameter
2200 watt expansion zone
-One dual zone with 140mm diameter
1100 watt zone to 250mm oval extension
zone of 2000 watt

Technical information:

Energy rating: A
Usable capacity: 107L
Max.temperature: 250 C
2pcs top light at 25W
Total connected load:
- Ceramic hob: 8.4kW
- Oven: 3.0-3.6kW
220-240V/50-60Hz

Supplied accessories:

1 grill rack
1 baking tray

Packaging dimension(WXD*H mm):
935X697X870
Container loading(20GP/40GP/40HQ):
40/84/120
Gross weight(kg):90
Net weight(kg):79.5





F965TFSE86

FREESTANDING COOKER

Oven features:

Electronic timer
Automatic cut off
Cavity cooling system
Oven ventilation system
4 chrome shelf positions
With removable side racks
Double oven lights
One/Two circulation fan
With 7 heating methods:
-Convection mode
-Delicate cooking
-Top oven
-Full surface grill
-Fan Assisted grill
-Bake
-Defrosting
Adjustable feet (optional)
Door glass glazed (optional)
With rotisserie (optional)
Storage drawer (optional)
Telescopic racks (optional)

Hob features:

Gas burner cooktop
Safety devices(optional)
Cast iron pan supports
Enamel pan supports(matt finished)
Chinese aluminum burners
Sabaf aluminum burners
Fish burner (Sabaf only)
-1 Triple ring burner 3.80kW x 1
-1 Fish burner 2.80kW X 1
-2 Semi-rapid burner 1.75kW X 2
-1 Auxiliary burner 1.0kW X 1

Technical information:

Energy rating: A
Usable capacity: 107L
Max.temperature: 250 C
2pcs top light at 25W
Total connected load:
- Gas hob: 11.1kW
- Oven: 3.0-3.6kW
220-240V/50-60Hz

Supplied accessories:

1 grill rack
1 baking tray

Packaging dimension(WDXH mm):
935X697X1010
Container loading(20GP/40GP/40HQ):
40/84/84
Gross weight(kg):93
Net weight(kg):82.5



F965TMSE83-D

FREESTANDING COOKER

Oven features:

Electronic timer
Automatic cut off
Cavity cooling system
Oven ventilation system
4 chrome shelf positions
With removable side racks
Double oven lights
One/Two circulation fan
With 7 heating methods:
-Convection mode
-Delicate cooking
-Top oven
-Full surface grill
-Fan Assisted grill
-Bake
-Defrosting
With adjustable feet
Door glass glazed (optional)
With rotisserie (optional)
Telescopic racks (optional)

Hob features:

Gas burner cooktop
Safety devices(optional)
Cast iron pan supports
Enamel pan supports(matt finished)
Chinese aluminum burners
Sabaf aluminum burners
1 Triple ring burner 3.80kW x 1
1 rapid burner 3.0kW x 1
2 Semi-rapid burner 1.75kW x 2
1 Auxiliary burner 1.0kW x 1

Technical information:

Energy rating: A
Usable capacity: 107L
Max.temperature: 250 C
2pcs top light at 25W
Total connected load:
- Gas hob: 11.3kW
- Oven: 3.0-3.6kW
220-240V/50-60Hz



F965TMSE86

FREESTANDING COOKER

Oven features:

Electronic timer
Automatic cut off
Cavity cooling system
Oven ventilation system
4 chrome shelf positions
With removable side racks
Double oven lights
One/Two circulation fan
With 7 heating methods:
-Convection mode
-Delicate cooking
-Top oven
-Full surface grill
-Fan Assisted grill
-Bake
-Defrosting
Adjustable feet (optional)
Door glass glazed (optional)
With rotisserie (optional)
Storage drawer (optional)
Telescopic racks (optional)

Hob features:

Gas burner cooktop
Safety devices(optional)
Cast iron pan supports
Enamel pan supports(matt finished)
Chinese aluminum burners
Sabaf aluminum burners
1 Triple ring burner 3.80kW x 1
1 rapid burner 3.0kW x 1
2 Semi-rapid burner 1.75kW x 2
1 Auxiliary burner 1.0kW x 1

Technical information:

Energy rating: A
Usable capacity: 107L
Max.temperature: 250 C
2pcs top light at 25W
Total connected load:
- Gas hob: 11.3kW
- Oven: 3.0-3.6kW
220-240V/50-60Hz

Supplied accessories:

1 grill rack
1 baking tray

Packaging dimension(WDXH mm):
935X697X1010
Container loading(20GP/40GP/40HQ):
40/84/84
Gross weight(kg):93
Net weight(kg):82.5



F965TMSE51-D

FREESTANDING COOKER

Oven features:

Mechanical control
Automatic cut off
Cavity cooling system
Oven ventilation system
4 chrome shelf positions
Oven cavity embossed
Double oven lights
One/Two circulation fan
With 4 heating methods:
-Full surface grill
-Fan Assisted grill
-Bake
-Defrosting
With adjustable feet
Removable side racks(optional)
Door glass glazed (optional)
With rotisserie (optional)
Telescopic racks (optional)

Hob features:

Gas burner cooktop
Safety devices(optional)
Cast iron pan supports
Enamel pan supports(matt finished)
Chinese aluminum burners
Sabaf aluminum burners
1 Triple ring burner 3.80kW x 1
1 rapid burner 3.0kW x 1
2 Semi-rapid burner 1.75kW x 2
1 Auxiliary burner 1.0kW x 1

Technical information:

Energy rating: A
Usable capacity: 107L
Max.temperature: 250 C
2pcs top light at 25W
Total connected load:
- Gas hob: 11.3kW
- Oven: 3.0-3.6kW
220-240V/50-60Hz



F965TMSE86-SB

FREESTANDING COOKER

Oven features:(Black)

Electronic timer
Automatic cut off
Cavity cooling system
Oven ventilation system
4 chrome shelf positions
With removable side racks
Double oven lights
One/Two circulation fan
With 7 heating methods:
-Convection mode
-Delicate cooking
-Top oven
-Full surface grill
-Fan Assisted grill
-Bake
-Defrosting
Adjustable feet (optional)
Door glass glazed (optional)
With rotisserie (optional)
Storage drawer (optional)
Telescopic racks (optional)

Hob features:(Stainless steel)

Gas burner cooktop
Safety devices(optional)
Cast iron pan supports
Enamel pan supports(matt finished)
Chinese aluminum burners
Sabaf aluminum burners
1 Triple ring burner 3.80kW x 1
1 rapid burner 3.0kW x 1
2 Semi-rapid burner 1.75kW x 2
1 Auxiliary burner 1.0kW x 1

Technical information:

Energy rating: A
Usable capacity: 107L
Max.temperature: 250 C
2pcs top light at 25W
Total connected load:
- Gas hob: 11.3kW
- Oven: 3.0-3.6kW
220-240V/50-60Hz

Supplied accessories:

1 grill rack
1 baking tray

Packaging dimension(WDXH mm):
935X697X1010
Container loading(20GP/40GP/40HQ):
40/84/84
Gross weight(kg):93
Net weight(kg):82.5





F96DC52FE83

FREESTANDING COOKER

Oven features:


Sensor touch timer
Automatic cut off
Cavity cooling system
Oven ventilation system
5 chrome shelf positions
With removable side racks
Left oven with 7 heating methods:
-Convection mode
-Delicate cooking
-Top oven
-Full surface grill
-Fan Assisted grill
-Bake
-Defrosting
Right oven with 4 heating methods:
-Convection mode
-Bottom heat
-Top oven
-Full surface grill
Door glass glazed (optional)
Storage drawer (optional)
Telescopic racks (optional)

Hob features:

Ceramic cooktop
-Two 140mm diameter 1200 watt zone
-One 180mm diameter 1800 watt zone
-One dual zone with 140mm diameter 1000 watt zone to 210mm diameter 2200 watt expansion zone
-One dual zone with 140mm diameter 1100 watt zone to 250mm oval extension zone of 2000 watt

Technical information:

Energy rating: A
Usable capacity: 73L/36L
Max.temperature: 250 C
2pcs top light at 25W
Total connected load:
- Ceramic hob: 8.4kW
- Oven: 4.38kW
220-240V/50-60Hz



Supplied accessories:

2 grill racks
2 baking tray

Packaging dimension(WXDXH mm):
935X697X1010
Container loading(20GP/40GP/40HQ):
40/84/84
Gross weight(kg):95
Net weight(kg):84.5



F965TMSG2S1

FREESTANDING COOKER

Oven features:(Full Gas)

Mechanical control
Automatic cut off
With thermostat control
Cavity cooling system
4 chrome shelf positions
Oven cavity embossed
Double oven lights
With rotisserie
Circulation fan(optional)
Removable side racks(optional)
Door glass glazed (optional)
Storage drawer (optional)
Telescopic racks (optional)
Electronic timer (optional)



Hob features:

Gas burner cooktop
Safety devices(optional)
Cast iron pan supports
Enamel pan supports(matt finished)
Chinese aluminum burners
Sabaf aluminum burners
1 Triple ring burner 3.80kW x 1
1 rapid burner 3.0kW x 1
2 Semi-rapid burner 1.75kW x 2
1 Auxiliary burner 1.0kW x 1

Technical information:

Energy rating: A
Usable capacity: 107L
Max.temperature: 250 C
2pcs top light at 25W
Total connected load:
- Gas hob: 11.3kW
- Top gas: 2.8kW
- Bottom gas: 3.8kW
220-240V/50-60Hz

Supplied accessories:

1 grill rack
1 baking tray

Packaging dimension(WXDXH mm):
935X697X1010
Container loading(20GP/40GP/40HQ):
40/84/84
Gross weight(kg):95
Net weight(kg):84.5



F96D5TMSE86

FREESTANDING COOKER

Oven features:


Electronic timer
Automatic cut off
Cavity cooling system
Oven ventilation system
5 chrome shelf positions
With removable side racks
Left oven with 7 heating methods:
-Convection mode
-Delicate cooking
-Top oven
-Full surface grill
-Fan Assisted grill
-Bake
-Defrosting
Right oven with 4 heating methods:
-Convection mode
-Bottom heat
-Top oven
-Full surface grill
Door glass glazed (optional)
Storage drawer (optional)
Telescopic racks (optional)

Hob features:

Gas burner cooktop
Safety devices(optional)
Cast iron pan supports
Enamel pan supports(matt finished)
Chinese aluminum burners
Sabaf aluminum burners
1 Triple ring burner 3.80kW x 1
1 rapid burner 3.0kW x 1
2 Semi-rapid burner 1.75kW x 2
1 Auxiliary burner 1.0kW x 1

Technical information:

Energy rating: A
Usable capacity: 73L/36L
Max.temperature: 250 C
2pcs top light at 25W
Total connected load:
- Gas hob: 11.3kW
- Oven: 4.38kW
220-240V/50-60Hz



Supplied accessories:

2 grill racks
2 baking tray

Packaging dimension(WXDXH mm):
935X697X1010
Container loading(20GP/40GP/40HQ):
40/84/84
Gross weight(kg):95
Net weight(kg):84.5



F965TMSG2S1-D

FREESTANDING COOKER

Oven features:(Full Gas)

Mechanical control
Automatic cut off
With thermostat control
Cavity cooling system
4 chrome shelf positions
Oven cavity embossed
Double oven lights
With rotisserie
With adjustable feet
Circulation fan(optional)
Removable side racks(optional)
Door glass glazed (optional)
Telescopic racks (optional)
Electronic timer (optional)



Hob features:

Gas burner cooktop
Safety devices(optional)
Cast iron pan supports
Enamel pan supports(matt finished)
Chinese aluminum burners
Sabaf aluminum burners
1 Triple ring burner 3.80kW x 1
1 rapid burner 3.0kW x 1
2 Semi-rapid burner 1.75kW x 2
1 Auxiliary burner 1.0kW x 1

Technical information:

Energy rating: A
Usable capacity: 107L
Max.temperature: 250 C
2pcs top light at 25W
Total connected load:
- Gas hob: 11.3kW
- Top gas: 2.8kW
- Bottom gas: 3.8kW
220-240V/50-60Hz

Supplied accessories:

1 grill rack
1 baking tray

Packaging dimension(WXDXH mm):
935X697X870
Container loading(20GP/40GP/40HQ):
40/84/120
Gross weight(kg):90
Net weight(kg):79.5



F965TMSG1S1

FREESTANDING COOKER

**Oven features:
(Gas&Electric)**

Mechanical control
Automatic cut off
With thermostat control
Cavity cooling system
4 chrome shelf positions
Oven cavity embossed
Double oven lights
With rotisserie
Circulation fan(optional)
Removable side racks(optional)
Door glass glazed (optional)
Storage drawer (optional)
Telescopic racks (optional)
Electronic timer (optional)



Hob features:

Gas burner cooktop
Safety devices(optional)
Cast iron pan supports
Enamel pan supports(matt finished)
Chinese aluminum burners
Sabaf aluminum burners
1 Triple ring burner 3.80kW x 1
1 rapid burner 3.0kW x 1
2 Semi-rapid burner 1.75kW x 2
1 Auxiliary burner 1.0kW x 1

Technical information:

Energy rating: A
Usable capacity: 107L
Max.temperature: 250 C
2pcs top light at 25W
Total connected load:
- Gas hob: 11.3kW
- Top electric : 2.0kW
- Bottom gas: 3.8kW
220-240V/50-60Hz

Supplied accessories:

1 grill rack
1 baking tray

Packaging dimension(WXDXH mm):
935X697X1010
Container loading(20GP/40GP/40HQ):
40/84/84
Gross weight(kg):95
Net weight(kg):84.5





F66C42FE86-C70

FREESTANDING COOKER

Oven features:

Electronic timer
Automatic cut off
Cavity cooling system
Oven ventilation system
5 chrome shelf positions
With removable side racks
One oven light
One circulation fan
With 7 heating methods:
-Convection mode
-Delicate cooking
-Top oven
-Full surface grill
-Fan Assisted grill
-Bake
-Defrosting
Adjustable feet (optional)
Door glass glazed (optional)
With rotisserie (optional)
Storage drawer (optional)
Telescopic racks (optional)

Hob features:

Ceramic cooktop
-Two 140mm diameter 1200 watt zone
-One dual zone with 140mm diameter
1100 watt zone to 250mm oval extension
zone of 2000 watt
-One dual zone with 140mm diameter
1000 watt zone to 210mm diameter
2200 watt expansion zone

Technical information:

Energy rating: A
Usable capacity: 73L
Max.temperature: 250 C
1pc top light at 25W
Total connected load:
- Ceramic hob: 6.6kW
- Oven: 2.3kW
220-240V/50-60Hz

Supplied accessories:

1 grill rack
1 baking tray

Packaging dimension(WXDXH mm):
640X700X940
Container loading(20GP/40GP/40HQ):
54/108/108
Gross weight(kg):65
Net weight(kg):57



F664TSG2S1-C70

FREESTANDING COOKER

Oven features:(Full Gas)

Mechanical control
Automatic cut off
With thermostat control
Cavity cooling system
5 chrome shelf positions
Oven cavity embossed
One oven light
With rotisserie
Circulation fan(optional)
Removable side racks(optional)
Door glass glazed (optional)
Storage drawer (optional)
Telescopic racks (optional)
Electronic timer (optional)



Hob features:

Gas burner cooktop
Safety devices(optional)
Cast iron pan supports
Enamel pan supports(matt finished)
Chinese aluminum burners
Sabaf aluminum burners
-1 Triple ring burner 3.8kW X 1
-2 Semi-rapid burner 1.75kW X 2
-1 Auxiliary burner 1.0kWX1

Technical information:

Energy rating: A
Usable capacity: 73L
Max.temperature: 250 C
1pc top light at 25W
Total connected load:
- Gas hob: 8.3kW
- Top gas: 1.8kW
- Bottom gas: 2.5kW
220-240V/50-60Hz

Supplied accessories:

1 grill rack
1 baking tray

Packaging dimension(WXDXH mm):
640X700X940
Container loading(20GP/40GP/40HQ):
54/108/108
Gross weight(kg):62
Net weight(kg):54



F664TSE86-C70

FREESTANDING COOKER

Oven features:

Electronic timer
Automatic cut off
Cavity cooling system
Oven ventilation system
5 chrome shelf positions
With removable side racks
One oven light
One circulation fan
With 7 heating methods:
-Convection mode
-Delicate cooking
-Top oven
-Full surface grill
-Fan Assisted grill
-Bake
-Defrosting
Adjustable feet (optional)
Door glass glazed (optional)
With rotisserie (optional)
Storage drawer (optional)
Telescopic racks (optional)

Hob features:

Gas burner cooktop
Safety devices(optional)
Cast iron pan supports
Enamel pan supports(matt finished)
Chinese aluminum burners
Sabaf aluminum burners
-1 Triple ring burner 3.8kW X 1
-2 Semi-rapid burner 1.75kW X 2
-1 Auxiliary burner 1.0kWX1

Technical information:

Energy rating: A
Usable capacity: 73L
Max.temperature: 250 C
1pc top light at 25W
Total connected load:
- Gas hob: 8.3kW
- Oven: 2.3kW
220-240V/50-60Hz

Supplied accessories:

1 grill rack
1 baking tray

Packaging dimension(WXDXH mm):
640X700X940
Container loading(20GP/40GP/40HQ):
54/108/108
Gross weight(kg):60
Net weight(kg):52



F664TSG2S1-C70-D

FREESTANDING COOKER

Oven features:(Full Gas)

Mechanical control
Automatic cut off
With thermostat control
Cavity cooling system
5 chrome shelf positions
Oven cavity embossed
One oven light
With rotisserie
With adjustable feet
Circulation fan(optional)
Removable side racks(optional)
Door glass glazed (optional)
Telescopic racks (optional)
Electronic timer (optional)



Hob features:

Gas burner cooktop
Safety devices(optional)
Cast iron pan supports
Enamel pan supports(matt finished)
Chinese aluminum burners
Sabaf aluminum burners
-1 Triple ring burner 3.8kW X 1
-2 Semi-rapid burner 1.75kW X 2
-1 Auxiliary burner 1.0kWX1

Technical information:

Energy rating: A
Usable capacity: 73L
Max.temperature: 250 C
1pc top light at 25W
Total connected load:
- Gas hob: 8.3kW
- Top gas: 1.8kW
- Bottom gas: 2.5kW
220-240V/50-60Hz

Supplied accessories:

1 grill rack
1 baking tray

Packaging dimension(WXDXH mm):
640X700X810
Container loading(20GP/40GP/40HQ):
54/108/108
Gross weight(kg):62
Net weight(kg):54



F664TSE86-C70-SB

FREESTANDING COOKER

Oven features:(Black)

Electronic timer
Automatic cut off
Cavity cooling system
Oven ventilation system
5 chrome shelf positions
With removable side racks
One oven light
One circulation fan
With 7 heating methods:
-Convection mode
-Delicate cooking
-Top oven
-Full surface grill
-Fan Assisted grill
-Bake
-Defrosting
Adjustable feet (optional)
Door glass glazed (optional)
With rotisserie (optional)
Storage drawer (optional)
Telescopic racks (optional)

Hob features:(Stainless steel)

Gas burner cooktop
Safety devices(optional)
Cast iron pan supports
Enamel pan supports(matt finished)
Chinese aluminum burners
Sabaf aluminum burners
-1 Triple ring burner 3.8kW X 1
-2 Semi-rapid burner 1.75kW X 2
-1 Auxiliary burner 1.0kWX1

Technical information:

Energy rating: A
Usable capacity: 73L
Max.temperature: 250 C
1pc top light at 25W
Total connected load:
- Gas hob: 8.3kW
- Oven: 2.3kW
220-240V/50-60Hz

Supplied accessories:

1 grill rack
1 baking tray

Packaging dimension(WXDXH mm):
640X700X940
Container loading(20GP/40GP/40HQ):
54/108/108
Gross weight(kg):60
Net weight(kg):52



F664TSG1S1-C70

FREESTANDING COOKER

**Oven features:
(Gas&Electric)**

Mechanical control
Automatic cut off
With thermostat control
Cavity cooling system
5 chrome shelf positions
Oven cavity embossed
One oven light
With rotisserie
Circulation fan(optional)
Removable side racks(optional)
Door glass glazed (optional)
Storage drawer (optional)
Telescopic racks (optional)
Electronic timer (optional)



Hob features:

Gas burner cooktop
Safety devices(optional)
Cast iron pan supports
Enamel pan supports(matt finished)
Chinese aluminum burners
Sabaf aluminum burners
-1 Triple ring burner 3.8kW X 1
-2 Semi-rapid burner 1.75kW X 2
-1 Auxiliary burner 1.0kWX1

Technical information:

Energy rating: A
Usable capacity: 73L
Max.temperature: 250 C
1pc top light at 25W
Total connected load:
- Gas hob: 8.3kW
- Top electric: 1.8kW
- Bottom gas: 2.5kW
220-240V/50-60Hz

Supplied accessories:

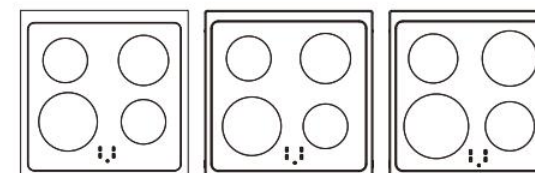
1 grill rack
1 baking tray

Packaging dimension(WXDXH mm):
640X700X940
Container loading(20GP/40GP/40HQ):
54/108/108
Gross weight(kg):62
Net weight(kg):54

50 54 60 100CM RANGE COOKER



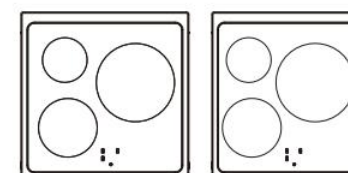
INDUCTION



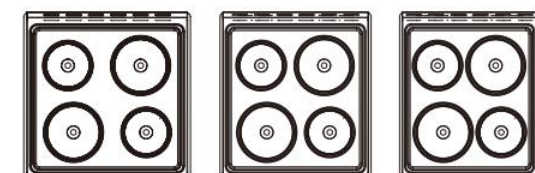
Induction glass cooktop
1200/1500W *2 (160mm)
1800/2100W *1 (180mm)
2300/3000W *1 (210mm)

Induction glass cooktop
1200/1500W *2 (160mm)
1800/2100W *1 (180mm)
1800/2100W *1 (210mm)

Induction glass cooktop
1200/1500W *1 (160mm)
1800/2100W *1 (180mm)
2300/3000W *1 (280mm)



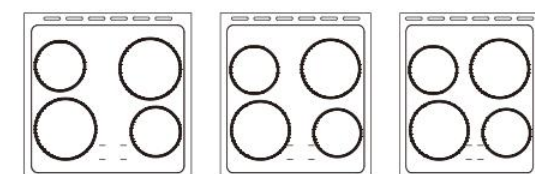
HOTPLATE



Solid hotplate cooktop
-2 hotplate(180mm)1.5kWx2
-2 hotplate(145mm)1.0kWx2

Solid hotplate cooktop
-1 hotplate(180mm)2.0kWx1
-1 hotplate(180mm)1.5kWx1
-2 hotplate(145mm)1.0kWx2

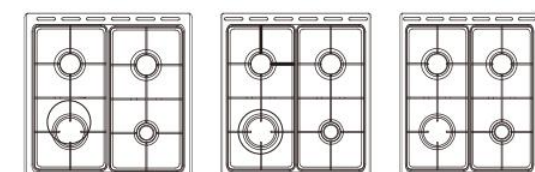
CERAMIC



Ceramic glass cooktop
-1x1.8kW induction zone 180mm diameter
-3x1.2kW induction zone 140mm diameter

Ceramic glass cooktop
-1x2.0kW induction zone 180mm diameter
-3x1.2kW induction zone 140mm diameter

GAS



Gas cooktop
NG and LPG
1 triple ring burner 3.8kwx1
2 semi-rapid burner 1.75kwx2
1 auxiliary burner 1.0kwx1

Gas cooktop
NG and LPG
1 rapid burner 3.0kwx1
2 semi-rapid burner 1.75kwx2
1 auxiliary burner 1.0kwx1



F60I3P82CC
Induction Cooker
60CM Single Cavity

Oven features:

Sensor touch programable timer
automatic cut off
Cavity cooling system
Oven ventilation system
5 chrome shelf positions
Removable interior glass door
With 7 heating methods

Technical information:

Energy rating: A
Usable capacity: 73L
Max.temperature: 250 °C
1pc top light at 25W
Total connected load:
- Induction hob: 7.2kW
- Oven: 2.16-2.57kW
220-240V/50-60Hz

Hob features:

Induction cooktop with booster
Rotary knob control
-1200/1500W *2 (Ø160)
-1800/2100W *1 (Ø180)
-2300/3000W *1 (Ø210)



Supplied accessories:

1 grilling rack
1 baking tray

Product dimension(WXDXH mm):
598X596X900
Packaging dimension(WXDXH mm):
650X710X960
Container loading(20GP/40GP/40HP):
54/108/108



F60SGF4TSE812-CC
Dual Fuel Cooker
Full Gas Cooker
60CM Single Cavity

Oven features:

Sensor touch programable timer
automatic cut off
Oven ventilation system
5 chrome shelf positions
Removable interior glass door
With 7 heating methods

Technical information:

Energy rating: A
Usable capacity: 73L
Max.temperature: 250 °C
1pc top light at 25W
Total connected load:
- Oven: 2.16-2.57kW
220-240V/50-60Hz

Hob features:

Gas burner cooktop
With safety devices
NG / LPG available
-Triple ring burner 3.7kW*1
-Semi-rapid burner 1.75kW*2
-Auxiliary burner 1.0kW*1



Supplied accessories:

1 grilling rack
1 baking tray

Product dimension(WXDXH mm):
598X596X900
Packaging dimension(WXDXH mm):
650X710X960
Container loading(20GP/40GP/40HP):
54/108/108



F60SGFC3E812-CC
Ceramic Cooker
60CM Single Cavity

Oven features:

Sensor touch programable timer
automatic cut off
Oven ventilation system
5 chrome shelf positions
Removable interior glass door
With 7 heating methods

Technical information:

Energy rating: A
Usable capacity: 73L
Max.temperature: 250 °C
1pc top light at 25W
Total connected load:
- Ceramic hob: 5.4KW
- Oven: 2.16-2.57kW
220-240V/50-60Hz

Hob features:

Ceramic glass cooktop
-1200W *3 (Ø140)
-1800W *1 (Ø180)



Supplied accessories:

1 grilling rack
1 baking tray

Product dimension(WXDXH mm):
598X596X900
Packaging dimension(WXDXH mm):
650X710X960
Container loading(20GP/40GP/40HP):
54/108/108



F54I3P82CC
Induction Cooker
54CM Single Cavity

Oven features:

Mechanical control
Sensor touch programable timer
with automatic cut-off
Cavity cooling system
Oven ventilation system
5 chrome shelf positions
One oven light
Removable interior glass door
With 7 heating methods

Technical information:

Energy rating: A
Usable capacity: 73L
Max.temperature: 250 °C
1pc top light at 25W
Total connected load:
- Induction hob: 7.2kW
- Oven: 2.16-2.57kW
220-240V/50-60Hz

Hob features:

Induction cooktop with booster
Rotary knob control
-1200/1500W *2 (Ø160)
-1800/2100W *1 (Ø180)
-2300/3000W *1 (Ø210)



Supplied accessories:

1 grilling rack
1 grill insert
1 baking tray

Product size(mm):535*600*890
Packaging dimension (mm):590*712*952
Container loading(20GP/40GP/40HP):
54/120/120



F60SGFH1E410-CC
Solid Plate Cooker
60CM Single Cavity

Oven features:

Mechanical control
Without timer
Oven ventilation system
5 chrome shelf positions
Removable interior glass door
With 3 heating methods

Technical information:

Energy rating: A
Usable capacity: 73L
Max.temperature: 250 °C
1pc top light at 25W
Total connected load:
- Solid hotplate: 5.4KW
- Oven: 2.22-2.64kW
220-240V/50-60Hz

Hob features:

Solid plate
-1500W *2 (Ø180)
-1000W *2 (Ø145)



Supplied accessories:

1 grilling rack
1 baking tray

Product dimension(WXDXH mm):
598X596X900
Packaging dimension(WXDXH mm):
650X710X960
Container loading(20GP/40GP/40HP):
54/108/108



F54SGFC30E831-W
Ceramic Cooker
54CM Single Cavity

Oven features:

Mechanical control
Sensor touch programable timer
with automatic cut-off
Cavity cooling system
Oven ventilation system
5 chrome shelf positions
One oven light
Removable interior glass door
With 7 heating methods

Technical information:

Energy rating:A
Usable capacity:73 litres
Max temperature 250 degree
Total connected load:
Ceramic hob: 5.4KW
Oven:2.36kw
220-240V/50-60Hz

Hob features:

Ceramic glass cooktop
-1200W *3 (Ø140)
-1800W *1 (Ø180)



Supplied accessories:

1 grilling rack
1 grill insert
1 baking tray

Product size(mm):535*600*890
Packaging dimension (mm):590*712*952
Container loading(20GP/40GP/40HP):
54/120/120





F54SGFH11E831-W

Solid Plate Cooker

54CM Single Cavity

Oven features:

Mechanical control
Sensor touch programable timer with automatic cut-off
Cavity cooling system
Oven ventilation system
5 chrome shelf positions
One oven light
Removable interior glass door
With 4 heating methods

Hob features:

Solid plate
-1500W *2 (Ø180)
-1000W *2 (Ø145)

Technical information:

Energy rating:A
Usable capacity:73 litres
Max temperature 250 degree
Total connected load:
Hotpate hob: 5.0KW
Oven:2.36kw
220-240V/50-60Hz

Supplied accessories:

1 grilling rack
1 grill insert
1 baking tray

Product size(mm):535*600*890
Packaging dimension (mm):590*712*952
Cotainer loading(20GP/40GP/40HP):
54/120/120



F50SGFH1E410-CC

Solid Plate Cooker

50CM Single Cavity

Oven features:

Mechanical control
Without timer
Oven ventilation system
5 chrome shelf positions
Removable interior glass door
With 3 heating methods

Hob features:

Solid plate
-1500W *2 (Ø180)
-1000W *2 (Ø145)



Technical information:

Energy rating: A
Usable capacity: 56L
Max.temperature: 250℃
1pc top light at 25W
Total connected load:
- Solid hotplate: 5.4KW
- Oven: 2.22-2.64kW
220-240V/50-60Hz

Supplied accessories:

1 grilling rack
1 baking tray

Product dimension(WXDXH mm):
498X596X900
Packaging dimension(WXDXH mm):
550X710X960
Container loading(20GP/40GP/40HP):
64/134/134



F54SGF4TSE831-W

Dual Fuel Cooker

Full Gas Cooker

54CM Single Cavity

Oven features:

gas & electric oven
Mechanical control
Sensor touch programable timer with automatic cut-off
Cavity cooling system
Oven ventilation system
5 chrome shelf positions
One oven light
Removable interior glass door
top gas grill
bottom gas burner
with circulation fan

Hob features:

Gas burner cooktop
Safety devices(optional)
NG and LPG
1 Triple ring burner 3.8kW*1
2 semi-rapid burner 1.75kW*2
1 auxiliary burner 1.0kW*1

Technical information:

Energy rating:A
Usable capacity:73 litres
Max temperature 250 degree
Total connected load:
Gas: 10kw
Eletric:1.2-1.40W
220-240V/50-60Hz

Supplied accessories:

1 grilling rack
1 baking tray

Product size(mm):535*600*890
Packaging dimension (mm):576*700*935
Cotainer loading(20GP/40GP/40HP):
64/136/136



F50SGF4TSE812-CC

Dual Fuel Cooker

Full Gas Cooker

50CM Single Cavity

Oven features:

Sensor touch programable timer
automatic cut off
Oven ventilation system
5 chrome shelf positions
Removable interior glass door
With 7 heating methods

Hob features:

Gas burner cooktop
With safety devices
NG / LPG available
-Triple ring burner 3.7kW*1
-Semi-rapid burner 1.75kW*2
-Auxiliary burner 1.0kW*1



Technical information:

Energy rating: A
Usable capacity: 56L
Max.temperature: 250℃
1pc top light at 25W
Total connected load:
- Oven: 2.16-2.57kW
220-240V/50-60Hz

Supplied accessories:

1 grilling rack
1 baking tray

Product dimension(WXDXH mm):
498X596X900
Packaging dimension(WXDXH mm):
550X710X960
Container loading(20GP/40GP/40HP):
64/134/134



F50SGFC3E812-CC

Ceramic Cooker

50CM Single Cavity

Oven features:

Sensor touch programable timer
automatic cut off
Oven ventilation system
5 chrome shelf positions
Removable interior glass door
With 7 heating methods

Hob features:

Ceramic glass cooktop
-1200W *3 (Ø140)
-1800W *1 (Ø180)



Technical information:

Energy rating: A
Usable capacity: 56L
Max.temperature: 250℃
1pc top light at 25W
Total connected load:
- Ceramic hob: 5.4KW
- Oven: 2.16-2.57kW
220-240V/50-60Hz

Supplied accessories:

1 grilling rack
1 baking tray

Product dimension(WXDXH mm):
498X596X900
Packaging dimension(WXDXH mm):
550X710X960
Container loading(20GP/40GP/40HP):
64/134/134



F60I3Q2P82CC

Induction Cooker

60CM Double Cavity

Oven features:

Sensor touch programable timer
automatic cut off
Cavity cooling system
Oven ventilation system
3 chrome shelf positions (Upper)
5 chrome shelf positions (Lower)
Removable interior glass door
With 2 heating methods (Upper oven)
With 7 heating methods (Lower oven)

Hob features:

Induction cooktop with booster
Rotary knob control
-1200/1500W *2 (Ø160)
-1800/2100W *1 (Ø180)
-2300/3000W *1 (Ø210)



Technical information:

Energy rating: A
Usable capacity: 35L + 73L
Max.temperature: 250℃
1pc top light at 25W (Lower oven)
Total connected load:
- Induction hob: 7.2kW
- Upper oven: 1.5-1.8kW
- Lower oven: 2.16-2.57kW
220-240V/50-60Hz

Supplied accessories:

Upper oven:
1 grilling rack
Lower oven:
1 grilling rack
1 baking tray

Product dimension(WXDXH mm):
598X596X900
Packaging dimension(WXDXH mm):
650X710X960
Container loading(20GP/40GP/40HP):
54/108/108





F60D GFC3E2L812-CC

Ceramic Cooker
60CM Double Cavity

Oven features:

Sensor touch programable timer
automatic cut off
Oven ventilation system
3 chrome shelf positions (Upper)
5 chrome shelf positions (Lower)
Removable interior glass door
With 2 heating methods (Upper oven)
With 7 heating methods (Lower oven)

Hob features:

Ceramic glass cooktop
-1200W *3 (Ø140)
-1800W *1 (Ø180)



Technical information:

Energy rating: A
Usable capacity: 35L + 73L
Max.temperature: 250 C
1pc top light at 25W (Lower oven)
Total connected load:
- Ceramic hob: 5.4kW
- Upper oven: 1.5-1.8kW
- Lower oven: 2.16-2.57kW
220-240V/50-60Hz

Supplied accessories:

Upper oven:
1 grilling rack
Lower oven:
1 grilling rack
1 baking tray

Product dimension(WXDXH mm):
598X596X900
Packaging dimension(WXDXH mm):
650X710X960
Container loading(20GP/40GP/40HP):
54/108/108



F54S GF4TSE2L812-CC

Dual Fuel Cooker
54CM Double Cavity

Oven features:

Sensor touch programable timer
automatic cut off
Oven ventilation system
3 chrome shelf positions (Upper)
5 chrome shelf positions (Lower)
Removable interior glass door
With 2 heating methods (Upper oven)
With 7 heating methods (Lower oven)

Hob features:

Gas burner cooktop
With safety devices
NG / LPG available
-Triple ring burner 3.7kW*1
-Semi-rapid burner 1.75kW*2
-Auxiliary burner 1.0kW*1



Technical information:

Energy rating: A
Usable capacity: 35L + 73L
Max.temperature: 250 C
1pc top light at 25W (Lower oven)
Total connected load:
- Upper oven: 1.5-1.8kW
- Lower oven: 2.16-2.57kW
220-240V/50-60Hz

Supplied accessories:

Upper oven:
1 grilling rack
Lower oven:
1 grilling rack
1 baking tray

Product size(mm):535*600*890
Packaging dimension (mm):590*712*952
Cotainer loading(20GP/40GP/40HP):
54/120/120



F60S GF4TSE2L812-CC

Dual Fuel Cooker
60CM Double Cavity

Oven features:

Sensor touch programable timer
automatic cut off
Oven ventilation system
3 chrome shelf positions (Upper)
5 chrome shelf positions (Lower)
Removable interior glass door
With 2 heating methods (Upper oven)
With 7 heating methods (Lower oven)

Hob features:

Gas burner cooktop
With safety devices
NG / LPG available
-Triple ring burner 3.7kW*1
-Semi-rapid burner 1.75kW*2
-Auxiliary burner 1.0kW*1



Technical information:

Energy rating: A
Usable capacity: 35L + 73L
Max.temperature: 250 C
1pc top light at 25W (Lower oven)
Total connected load:
- Upper oven: 1.5-1.8kW
- Lower oven: 2.16-2.57kW
220-240V/50-60Hz

Supplied accessories:

Upper oven:
1 grilling rack
Lower oven:
1 grilling rack
1 baking tray

Product dimension(WXDXH mm):
598X596X900
Packaging dimension(WXDXH mm):
650X710X960
Container loading(20GP/40GP/40HP):
54/108/108



F54G6 GBC3E1L512-CC

54CM Ceramic Cooker

Oven features:

rear control
Oven ventilation system
1 chrome shelf positions (Upper)
5 chrome shelf positions (Lower)
Removable interior glass door
With 1 heating methods (Upper oven)
With 4 heating methods (Lower oven)

Hob features:

Ceramic glass cooktop
-1200W *3 (Ø140)
-1800W *1 (Ø180)

Technical information:

Energy rating: A
Usable capacity: 20L + 73L
Max.temperature: 250 C
1pc top light at 25W (Lower oven)
Total connected load:
- Ceramic hob: 5.4kW
- Upper oven: 1500-1800W
- Lower oven: 1990-2370W
220-240V/50-60Hz

Supplied accessories:

Upper oven:
1 grilling rack
Lower oven:
1 grilling rack
1 baking tray

Packaging dimension (mm):650*750*1192
Container loading(20GP/40GP/40HP):
54/108/108



F54I3 Q2P82CC

Induction Cooker
54CM Double Cavity

Oven features:

Mechanical control
Sensor touch programable timer
automatic cut off
Cavity cooling system
Oven ventilation system
3 chrome shelf positions (Upper)
5 chrome shelf positions (Lower)
Removable interior glass door
With 2 heating methods (Upper oven)
With 7 heating methods (Lower oven)

Hob features:

Induction cooktop with booster
Rotary knob control
-1200/1500W *2 (Ø160)
-1800/2100W *1 (Ø180)
-2300/3000W *1 (Ø210)



Technical information:

Energy rating: A
Usable capacity: 35L + 73L
Max.temperature: 250 C
1pc top light at 25W
Total connected load:
- Induction hob: 7.2kW
- Oven: 2.16-2.57kW
220-240V/50-60Hz

Supplied accessories:

Upper oven:
1 grilling rack
Lower oven:
1 grilling rack
1 baking tray

Product size(mm):535*600*890
Packaging dimension (mm):590*712*952
Cotainer loading(20GP/40GP/40HP):
54/120/120



F54G6 GBE0E1L531-CC

54CM Solid Plate Cooker

Oven features:

rear control
Oven ventilation system
1 chrome shelf positions (Upper)
5 chrome shelf positions (Lower)
Removable interior glass door
With 1 heating methods (Upper oven)
With 4 heating methods (Lower oven)

Hob features:

Coil element cooktop
-1300W *3
-2100W *1

Technical information:

Energy rating: A
Usable capacity: 20L + 73L
Max.temperature: 250 C
1pc top light at 25W (Lower oven)
Total connected load:
- Coil hob: 6kW
- Upper oven: 1500-1800W
- Lower oven: 1990-2370W
220-240V/50-60Hz

Supplied accessories:

Upper oven:
1 grilling rack
Lower oven:
1 grilling rack
1 baking tray

Packaging dimension (mm):650*750*1192
Container loading(20GP/40GP/40HP):
54/108/108



F54G6GFC3E1L511-CC

54CM Ceramic Cooker

Oven features:

front control
Oven ventilation system
1 chrome shelf positions (Upper)
5 chrome shelf positions (Lower)
Removable interior glass door
With 1 heating methods (Upper oven)
With 4 heating methods (Lower oven)

Hob features:

Ceramic glass cooktop
-1200W *3 (Ø140)
-1800W *1 (Ø180)

Technical information:

Energy rating: A
Usable capacity: 20L + 73L
Max.temperature: 250 C
1pc top light at 25W (Lower oven)
Total connected load:
- Ceramic hob: 5.4kW
- Upper oven: 1500-1800W
- Lower oven: 1990-2370W
220-240V/50-60Hz

Supplied accessories:

Upper oven:
1 grilling rack
Lower oven:
1 grilling rack
1 baking tray

Product size(mm):535*600*890
Packaging dimension (mm):590*712*952
Container loading(20GP/40GP/40HP):
54/120/120



F50DGGFC3E1L410-CC

Ceramic Cooker
50CM Double Cavity

Oven features:

Mechanical control
Without timer
Oven ventilation system
3 chrome shelf positions (Upper)
5 chrome shelf positions (Lower)
Removable interior glass door
With 1 heating methods (Upper oven)
With 3 heating methods (Lower oven)

Hob features:

Ceramic glass cooktop
-1200W *3 (Ø 140)
-1800W *1 (Ø 180)



Technical information:

Energy rating: A
Usable capacity: 35L + 56L
Max.temperature: 250 C
1pc top light at 25W (Lower oven)
Total connected load:
- Ceramic hob: 5.2kW
- Upper oven: 1.21-1.44kW
- Lower oven: 2.22-2.64kW
220-240V/50-60Hz

Supplied accessories:

Upper oven:
1 grilling rack
Lower oven:
1 grilling rack
1 baking tray

Product dimension(WXDXH mm):
498X596X900
Packaging dimension(WXDXH mm):
550X710X960
Container loading(20GP/40GP/40HP):
64/134/134



F54G6GF4TSE1L821-SC
F546GGF4TLSEG011-C70-CC-D

54CM Dual Fuel Cooker

Oven features:

Sensor touch programable timer
automatic cut off
Oven ventilation system
1 chrome shelf positions (Upper)
5 chrome shelf positions (Lower)
Removable interior glass door
With 1 heating methods (Upper oven)
With 7 heating methods (Lower oven)

Hob features:

Gas burner cooktop
Safety devices(optional)
NG and LPG
1 Triple ring burner 3.8kW*1
2 semi-rapid burner 1.75kW*2
1 auxiliary burner 1.0kW*1



Technical information:

Energy rating:A
Upper capacity:20 litres
Lower capacity:73 litres
Max temperature 250 degree
Total connected load:3.87kW
220-240V/50-60Hz

Supplied accessories:

Upper oven:
1 grilling rack
Lower oven:
1 grilling rack
1 baking tray

Product size(mm):535*600*890
Packaging dimension (mm):590*712*952
Container loading(20GP/40GP/40HP):
54/120/120



F50SGF4TSE1L410-CC

Dual Fuel Cooker
50CM Double Cavity

Oven features:

Mechanical control
Without timer
Oven ventilation system
3 chrome shelf positions (Upper)
5 chrome shelf positions (Lower)
Removable interior glass door
With 1 heating methods (Upper oven)
With 3 heating methods (Lower oven)

Hob features:

Gas burner cooktop
With safety devices
NG / LPG available
-Triple ring burner 3.7kW*1
-Semi-rapid burner 1.75kW*2
-Auxiliary burner 1.0kW*1



Technical information:

Energy rating: A
Usable capacity: 35L + 56L
Max.temperature: 250 C
1pc top light at 25W (Lower oven)
Total connected load:
- Upper oven: 1.21-1.44kW
- Lower oven: 2.22-2.64kW
220-240V/50-60Hz

Supplied accessories:

Upper oven:
1 grilling rack
Lower oven:
1 grilling rack
1 baking tray

Product dimension(WXDXH mm):
498X596X900
Packaging dimension(WXDXH mm):
550X710X960
Container loading(20GP/40GP/40HP):
64/134/134



F50DGFH1E1L410-CC

Solid Plate Cooker
50CM Double Cavity

Oven features:

Mechanical control
Without timer
Oven ventilation system
3 chrome shelf positions (Upper)
5 chrome shelf positions (Lower)
Removable interior glass door
With 1 heating methods (Upper oven)
With 3 heating methods (Lower oven)

Hob features:

Solid plate
-1500W *2 (Ø180)
-1000W *2 (Ø145)



Technical information:

Energy rating: A
Usable capacity: 35L + 56L
Max.temperature: 250 C
1pc top light at 25W (Lower oven)
Total connected load:
- Solid plate: 5.4kW
- Upper oven: 1.21-1.44kW
- Lower oven: 2.22-2.64kW
220-240V/50-60Hz

Supplied accessories:

Upper oven:
1 grilling rack
Lower oven:
1 grilling rack
1 baking tray

Product dimension(WXDXH mm):
498X596X900
Packaging dimension(WXDXH mm):
550X710X960
Container loading(20GP/40GP/40HP):
64/134/134



F100GF7TS45812-CC

100CM DUAL FUEL RANGE COOKER

Oven features:

Sensor touch programable timer
automatic cut off
Cavity cooling system
Oven ventilation system
With the storage drawer
3 chrome shelf positions (Left Upper)
5 chrome shelf positions (Left Lower)
5 chrome shelf positions (Right Upper)
Removable interior glass door
With 3 heating methods (Left Upper)
With 4 heating methods (Left Lower)
With 7 heating methods (Right Upper)

Hob features:

Gas burner cooktop
With safety devices
NG / LPG available
-Triple ring burner 3.7kW*1
-Rapid burner 3.0kW*2
-Semi-rapid burner 1.75kW*3
-Auxiliary burner 1.0kW*1




Technical information:

Energy rating: A
Usable capacity: 35L + 56L +56L
Max.temperature: 250 C
3pc top light at 25W (Lower oven)
Total connected load:
- Left Upper: 1.6-1.9kW
- Left Lower: 1.71-2.03kW
- Right Upper: 2.16-2.57kW
220-240V/50-60Hz

Supplied accessories:

Left Upper oven:
1 grilling rack
Left Lower oven:
1 grilling rack
Right upper oven:
1 grilling rack
1 baking tray

Product dimension(WXDXH mm):
996X596X900
Packaging dimension(WXDXH mm):
1066X721X961
Container loading(40GP/40HP):
66/66



BUILT IN REFRIGERATORS
Export Product Catalogue

Camlbee-USA Appliance

High-end refrigerator manufacturing, overall kitchen appliance solutions, and refrigeration industry solutions.

Numerous advancements in technology point to Industry Leading Freshness.

CALMBEE-USA helps you enjoy your product longer with 0°C bio-preservation and is easy to clean.

Custom Panels, Stainless Elegance CALMBEE-USA provides new kitchen experiences to those who love life.

With easy installation of refrigerator and panels, CALMBEE-USA can partner with any level of sophistication.





Choose your life-style Enjoy the quality

CALMBEE-USA Built In Refrigerators

Drinking a cup of fresh milk while walking through the sitting room in the morning;
Serving fresh fruits for friends, who are sitting on the sofa in the afternoon;
Enjoying delicious seafood together with family in the evening.

CALMBEE-USA built in refrigerators and their advanced technology offers an European life style for years of enjoyment.

CALMBEE-USA
Much more than Industry Leading Freshness.

Luxury in Appearance

Luxury in Performance



European E energy labeling, authentic super energy saving

Almost all CALMBEE-USA built in refrigerators reach European E energy saving standard, through high efficiency compressor, optimized thermal-protective coating and refrigerating cycle to realize the energy saving goal. They are authentic energy saving pioneer, saving more energy and better in environmental protections. Making not bigger space consumes more energy, we have already considered more for your energy saving healthy life.



0°C bio-preservation extends freshness without freezing.

Magic cooling 0°C bio-preservation core technology has been adopted for built in models with a 100% independent crisper offering. 0°C bio-preservation, you can maximize humidity without freezing.



Mixture refrigerating/freezing with ultra-low frost technology makes you no hassle of manual removal of frost.

Normally, built in refrigerators need to be outage for defrosting at least twice a year, MAGICTEC built in refrigerators innovation adopting mixture refrigerating and freezing with ultra-low frost technologies, proving different solutions according to your demands, no hassle of repeated manual removal of frost, enjoying yourself for the leisure life.



Humidity crisper keeps foods fresher longer.

High-humidity independent crisper can easily adjust the humidity according to different food types which keeps fruits & vegetables fresh and tender. Higher fresh efficiency, better tasting foods.



Built in installation, matching your perfect kitchen

Offering a seamless design, CALMBEE-USA's impeccable characteristics let you create your kitchen your way.



Built in LED lamp design, gently lightens the interior space


New durable LED lamp is soft, perfectly and uniformly lightening the interior, meanwhile it is energy-efficient offering the right amount of light, at the right time.



Ergonomically design for your comfort

Flexible hinge with buffering makes you firmly and softly close the door

Buffer is integrated into the flat hinge, thus, even heavy doors can be easily firmly closed.



Adjustable stretch shelf, more space can be released

You just pull out the adjustable stretch shelf to conveniently access the foods, and easily adjust the height of the glass shelf and door rack. This optimizes fridge space and your ability to customize for your specific needs.



Built Under Larder /Fridge/Freezer

MSL 115BU

MSF 85BU

MSR 95BU



Capacity	▪ Loading Capacity(pcs/40HQ)	246	246	246
	▪ Total Net Capacity (L)	100	70	90
	▪ Fridge net capacity (L)	100	-	80
	▪ Freezer net capacity (L)	-	70	10
	▪ 4 star freezing	-	✓	-
Function controlling	▪ Controlling mode	Mechanical control	Mechanical control	Electronic control
	▪ Refrigerating cycle	Single cycle	Single cycle	Single cycle
	▪ Defrosting	Defrost	Defrost	Defrost
	▪ Fast cooling function	-	-	-
	▪ Fast freezing function	-	-	-
Others	▪ LED light	✓	-	✓
	▪ Refrigerant	R600a	R600a	R600a
	▪ Climate	N-T	N-T	N-T

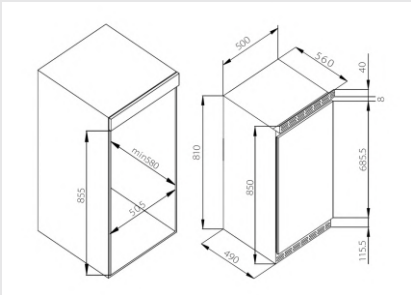
MSL 115BU

MSF 85BU

MSF 95BU

- Rated Voltage: 220-240V
- Available power cable length: 150cm
- Reversible door

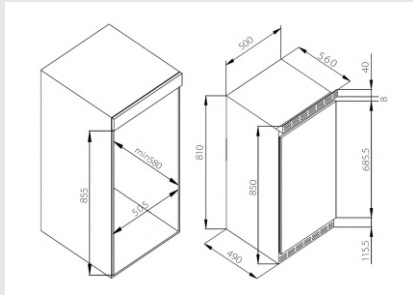
- Cabinet dimension(H×W×Dmm): 830×530×590
- Product dimension(H×W×Dmm): 810×500×560



unit : (mm)

- Rated Voltage: 220-240V
- Available power cable length: 150cm
- Reversible door

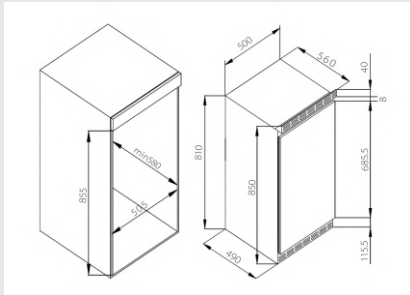
- Cabinet dimension(H×W×Dmm): 830×530×590
- Product dimension(H×W×Dmm): 810×500×560



unit : (mm)

- Rated Voltage: 220-240V
- Available power cable length: 150cm
- Reversible door

- Cabinet dimension(H×W×Dmm): 830×530×590
- Product dimension(H×W×Dmm): 810×500×560



unit : (mm)

• Detailed contents in kind prevail

Built Under Larder /Fridge/Freezer

MSL 110BU

MSF 90BU

MSR 100BU




Capacity	▪ Loading Capacity(pcs/40HQ)	210	210	210
	▪ Total Net Capacity (L)	110	90	100
	▪ Fridge net capacity (L)	110	-	87
	▪ Freezer net capacity (L)	-	90	13
	▪ 4 star freezing	-	✓	-
Function controlling	▪ Controlling mode	Mechanical control	Mechanical control	Mechanical control
	▪ Refrigerating cycle	Single cycle	Single cycle	Single cycle
	▪ Defrosting	Defrost	Defrost	Defrost
	▪ Fast cooling function	✓	-	✓
	▪ Fast freezing function	-	✓	-
Others	▪ LED light	✓	-	✓
	▪ Refrigerant	R600a	R600a	R600a
	▪ Climate	N-T	N-T	N-T

Built-in Larder /Fridge/Freezer

MSR118EBI

MSR188EBI

MSR228EBI



Capacity	Loading Capacity (pcs/40HQ)	212	160	144
	Total Net Capacity (L)	118	188	228
	Fridge net capacity (L)	102	172	212
	Freezer net capacity (L)	16	16	16
	4 star freezing	-	-	-
Function controlling	Controlling mode	Electrical control	Electrical control	Electrical control
	Refrigerating cycle	Single cycle	Single cycle	Single cycle
	Defrosting	Defrost	Defrost	Defrost
	Fast cooling function	-	-	-
	Fast freezing function	-	-	-
Others	LED light	✓	✓	✓
	Refrigerant	R600a	R600a	R600a
	Climate	N-T	N-T	N-T

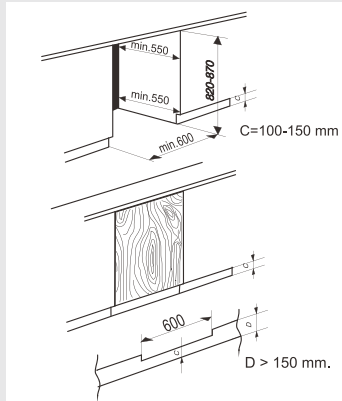
MSL 110BU

MSF 90BU

MSR 100BU

- Rated Voltage: 220-240V
- Available power cable length: 150cm
- Reversible door

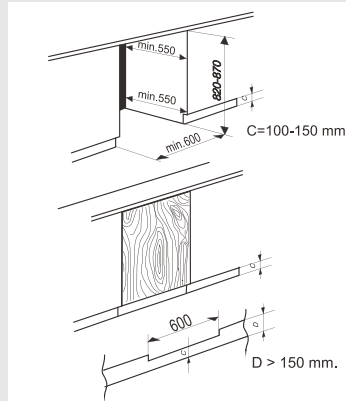
- Cabinet dimension(H×W×Dmm): 830×605×550
- Product dimension(H×W×Dmm): 820×595×545



unit : (mm)

- Rated Voltage: 220-240V
- Available power cable length: 150cm
- Reversible door

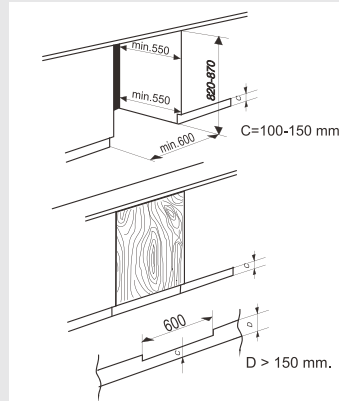
- Cabinet dimension(H×W×Dmm): 830×605×550
- Product dimension(H×W×Dmm): 820×595×545



unit : (mm)

- Rated Voltage: 220-240V
- Available power cable length: 150cm
- Reversible door

- Cabinet dimension(H×W×Dmm): 830×605×550
- Product dimension(H×W×Dmm): 820×595×545



unit : (mm)

• Detailed contents in kind prevail

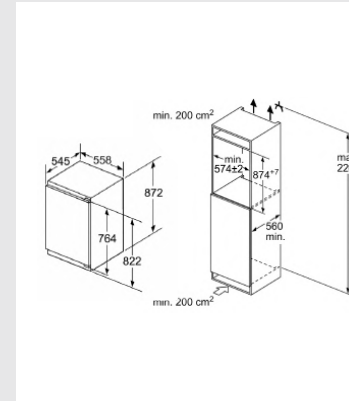
MSR118EBI

MSR188EBI

MSR228EBI

- Rated Voltage: 220-240V
- Available power cable length: 150cm
- Reversible door

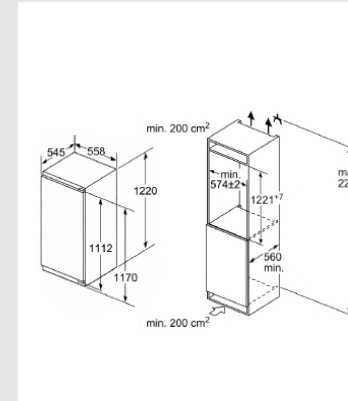
- Cabinet dimension(H×W×Dmm): 874×574×560
- Product dimension(H×W×Dmm): 872×558×545



unit : (mm)

- Rated Voltage: 220-240V
- Available power cable length: 180cm
- Reversible door

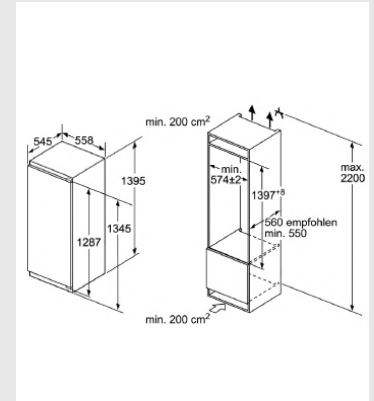
- Cabinet dimension(H×W×Dmm): 1221×574×560
- Product dimension(H×W×Dmm): 1220×558×545



unit : (mm)

- Rated Voltage: 220-240V
- Available power cable length: 180cm
- Reversible door

- Cabinet dimension(H×W×Dmm): 1397×574×560
- Product dimension(H×W×Dmm): 1395×558×545



unit : (mm)

• Detailed contents in kind prevail

Built-in Fridge Freezer(defrost)

MDRF 222BI -N

MDRF 229BI -N



Capacity	▪ Loading Capacity(pcs/40HQ)	105	105
	▪ Total Net Capacity (L)	222	229
	▪ Fridge net capacity (L)	156	181
	▪ Freezer net capacity (L)	66	48
	▪ 4 star freezing	✓	✓
Function controlling	▪ Controlling mode	Mechanical control	Mechanical control
	▪ Refrigerating cycle	Single cycle	Single cycle
	▪ Defrosting	Defrost	Defrost
	▪ Fast cooling function	✓	✓
	▪ Fast freezing function	✓	✓
Others	▪ LED light	✓	✓
	▪ Refrigerant	R600a	R600a
	▪ Climate	N-T	N-T

Built-in Fridge Freezer(frost free)

MDRF 216WBI -N

MDRF 225WBI -N

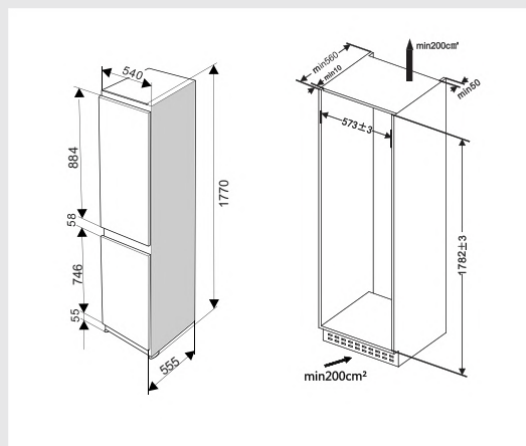


Capacity	▪ Loading Capacity(pcs/40HQ)	105	105
	▪ Total Net Capacity (L)	216	225
	▪ Fridge net capacity (L)	156	181
	▪ Freezer net capacity (L)	60	44
	▪ 4 star freezing	✓	✓
Function controlling	▪ Controlling mode	Mechanical control	Mechanical control
	▪ Refrigerating cycle	Single cycle	Single cycle
	▪ Defrosting	Frost free	Frost free
	▪ Fast cooling function	✓	✓
	▪ Fast freezing function	✓	✓
Others	▪ LED light	✓	✓
	▪ Refrigerant	R600a	R600a
	▪ Climate	N-T	N-T

MDRF 222BI -N

MDRF 229BI -N

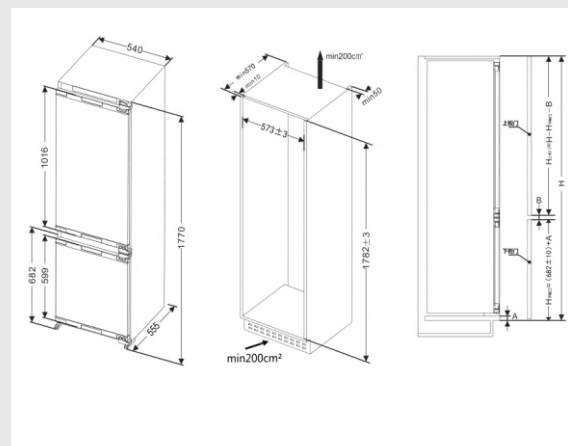
- Rated Voltage: 220 - 240V
- Available power cable length: 200cm
- Reversible door
- Cabinet dimension(H×W×Dmm): 1782×573×560
- Product dimension(H×W×Dmm): 1770×540×545



unit : (mm)

• Detailed contents in kind prevail

- Rated Voltage: 220 - 240V
- Available power cable length: 200cm
- Reversible door
- Cabinet dimension(H×W×Dmm): 1782×573×560
- Product dimension(H×W×Dmm): 1770×540×545

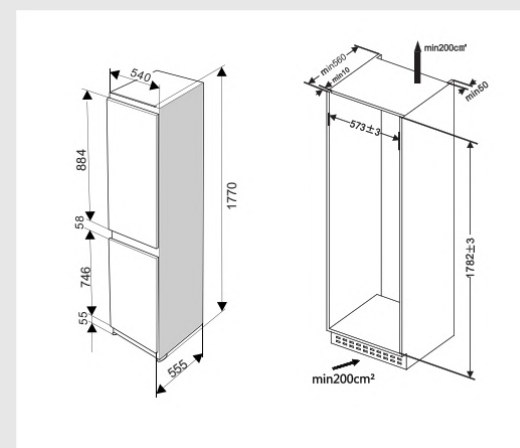


unit : (mm)

MDRF 216WBI -N

MDRF 225WBI -N

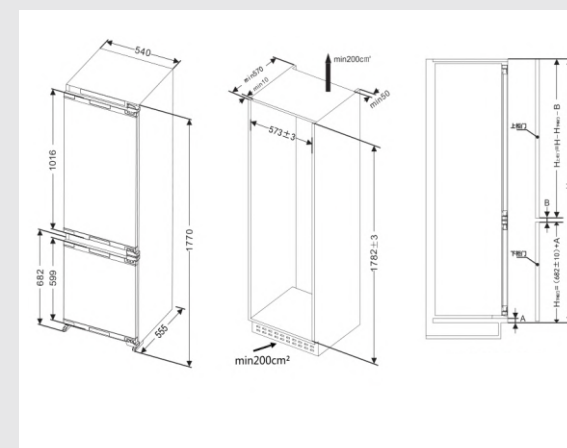
- Rated Voltage: 220 - 240V
- Available power cable length: 200cm
- Reversible door
- Cabinet dimension(H×W×Dmm): 1782×573×560
- Product dimension(H×W×Dmm): 1770×540×545



unit : (mm)

• Detailed contents in kind prevail


- Rated Voltage: 220 - 240V
- Available power cable length: 200cm
- Reversible door
- Cabinet dimension(H×W×Dmm): 1782×573×560
- Product dimension(H×W×Dmm): 1770×540×545




unit : (mm)

Built-in Fridge Freezer(frost free)

MDRF 241WEBI



MDRF241WEBI PRO



Capacity	▪ Loading Capacity(pcs/40HQ)	105	105
	▪ Total Net Capacity (L)	241	241
	▪ Fridge net capacity (L)	184	184
	▪ Freezer net capacity (L)	57	57
	▪ 4 star freezing	✓	✓
Function controlling	▪ Controlling mode	Electrical control	Electrical control
	▪ Refrigerating cycle	Single cycle	Single cycle
	▪ Defrosting	Frost free	Frost free
	▪ Fast cooling function	✓	✓
	▪ Fast freezing function	-	-
Others	▪ LED light	✓	LED surface light
	▪ Refrigerant	R600a	R600a
	▪ Climate	N-T	N-T

Built-in Fridge Freezer(frost free)

MDRF250WEBI



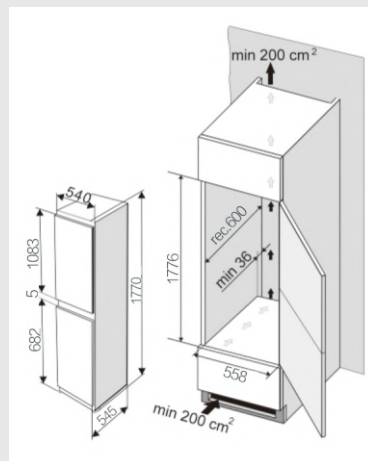
MDRF250WEBI PRO



Capacity	▪ Loading Capacity(pcs/40HQ)	105	105
	▪ Total Net Capacity (L)	238	238
	▪ Fridge net capacity (L)	169	169
	▪ Freezer net capacity (L)	69	69
	▪ 4 star freezing	✓	✓
Function controlling	▪ Controlling mode	Electrical control	Electrical control
	▪ Refrigerating cycle	Single cycle	Single cycle
	▪ Defrosting	Frost free	Frost free
	▪ Fast cooling function	✓	✓
	▪ Fast freezing function	✓	✓
Others	▪ LED light	✓	LED surface light
	▪ Refrigerant	R600a	R600a
	▪ Climate	N-T	N-T

MDRF 241WEBI

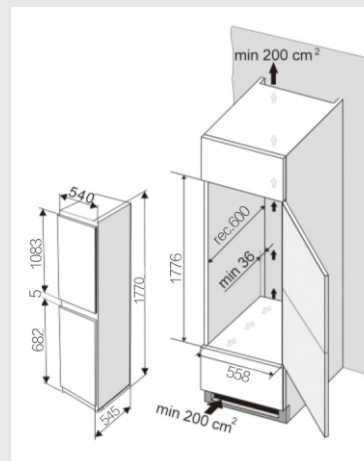
- Rated Voltage: 220 - 240V
- Available power cable length: 200cm
- Reversible door
- Cabinet dimension(H×W×Dmm): 1776×558×570
- Product dimension(H×W×Dmm): 1770×540×555



unit : (mm)

MDRF241WEBI PRO

- Rated Voltage: 220 - 240V
- Available power cable length: 200cm
- Reversible door
- Cabinet dimension(H×W×Dmm): 1776×558×570
- Product dimension(H×W×Dmm): 1770×540×555

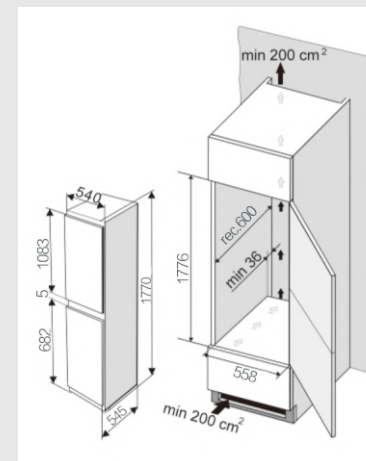


unit : (mm)

• Detailed contents in kind prevail

MDRF250WEBI

- Rated Voltage: 220 - 240V
- Available power cable length: 200cm
- Reversible door
- Cabinet dimension(H×W×Dmm): 1776×558×560
- Product dimension(H×W×Dmm): 1770×540×545

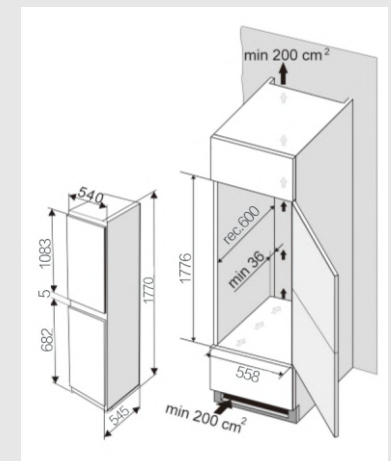


unit : (mm)

• Detailed contents in kind prevail

MDRF250WEBI PRO

- Rated Voltage: 220 - 240V
- Available power cable length: 200cm
- Reversible door
- Cabinet dimension(H×W×Dmm): 1776×558×560
- Product dimension(H×W×Dmm): 1770×540×545



unit : (mm)

Built-in Fridge Freezer(frost free)

MDRF310WEBI



MDRF310WEBI PRO



Capacity	▪ Loading Capacity(pcs/40HQ)	103	103
	▪ Total Net Capacity (L)	310	310
	▪ Fridge net capacity (L)	248	248
	▪ Freezer net capacity (L)	62	62
	▪ 4 star freezing	✓	✓
Function controlling	▪ Controlling mode	Electronic control	Electronic control
	▪ Refrigerating cycle	Single cycle	Single cycle
	▪ Defrosting	Frost free	Frost free
	▪ Fast cooling function	✓	✓
	▪ Fast freezing function	-	-
Others	▪ LED light	✓	LED surface light
	▪ Refrigerant	R600a	R600a
	▪ Climate	N-T	N-T

Built-in Fridge Freezer(frost free)

MDRF305WEBI



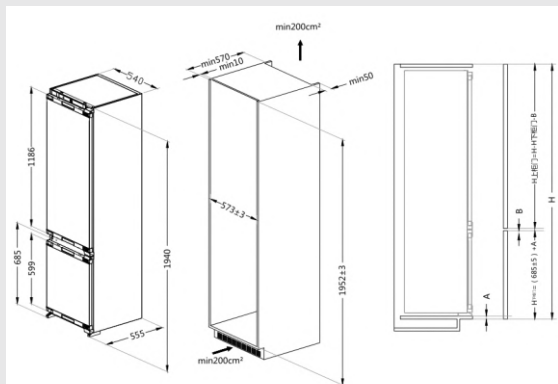
MDRF305WEBI PRO



Capacity	▪ Loading Capacity(pcs/40HQ)	103	103
	▪ Total Net Capacity (L)	305	305
	▪ Fridge net capacity (L)	243	243
	▪ Freezer net capacity (L)	62	62
	▪ 4 star freezing	✓	✓
Function controlling	▪ Controlling mode	Electronic control	Electronic control
	▪ Refrigerating cycle	Single cycle	Single cycle
	▪ Defrosting	Frost free	Frost free
	▪ Fast cooling function	✓	✓
	▪ Fast freezing function	✓	✓
Others	▪ LED light	✓	LED surface light
	▪ Refrigerant	R600a	R600a
	▪ Climate	N-T	N-T

MDRF310WEBI

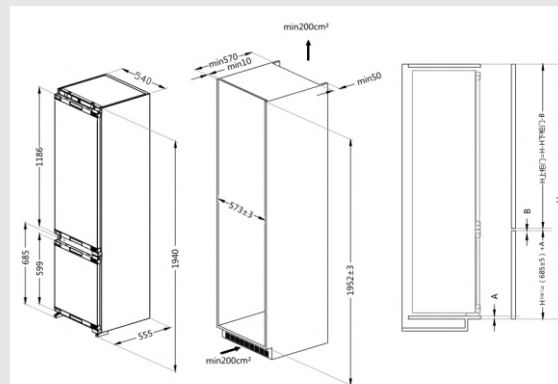
- Rated Power:180W ▪ Rated Voltage:220 - 240V
- Available power cable length: 200cm ▪ Reversible door
- Cabinet dimension(H×W×Dmm): 1952×573×570
- Product dimension(H×W×Dmm): 1940×540×555



unit : (mm)

MDRF310WEBI PRO

- Rated Power:180W ▪ Rated Voltage:220 - 240V
- Available power cable length: 200cm ▪ Reversible door
- Cabinet dimension(H×W×Dmm): 1952×573×570
- Product dimension(H×W×Dmm): 1940×540×555

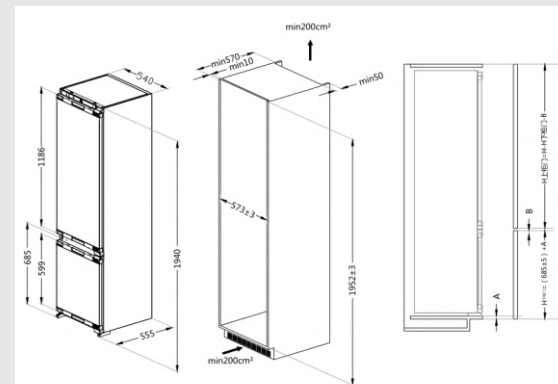


unit : (mm)

• Detailed contents in kind prevail

MDRF305WEBI

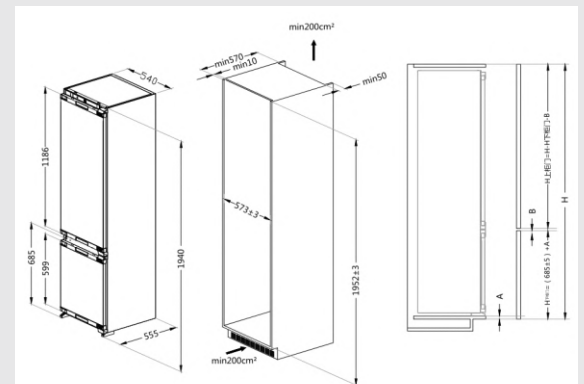
- Rated Power:160W ▪ Rated Voltage:220 - 240V
- Available power cable length: 200cm ▪ Reversible door
- Cabinet dimension(H×W×Dmm): 1952×573×570
- Product dimension(H×W×Dmm): 1940×540×555



unit : (mm)

MDRF305WEBI PRO

- Rated Power:160W ▪ Rated Voltage:220 - 240V
- Available power cable length: 200cm ▪ Reversible door
- Cabinet dimension(H×W×Dmm): 1952×573×570
- Product dimension(H×W×Dmm): 1940×540×555



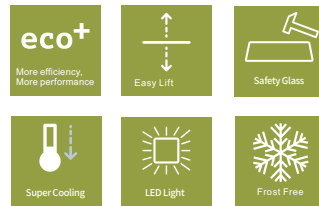
unit : (mm)

• Detailed contents in kind prevail

Built-in Fridge Freezer(frost free)

MDRF 375WEBI

MSRF250WEBI



Capacity	▪ Loading Capacity(pcs/40HQ)	84	105
	▪ Total Net Capacity (L)	375	238
	▪ Fridge net capacity (L)	280	169
	▪ Freezer net capacity (L)	95	69
	▪ 4 star freezing	✓	✓
	▪ Controlling mode	Electronic control	Electrical control
Function controlling	▪ Refrigerating cycle	Single cycle	Single cycle
	▪ Defrosting	Frost free	Frost free
	▪ Fast cooling function	✓	✓
	▪ Fast freezing function	✓	-
	▪ LED light	✓	✓
Others	▪ Refrigerant	R600a	R600a
	▪ Climate	N-T	N-T

Built-in Upright Fridge / Freezer(frost free)

MSF 230WEBI

MSL 330WEBI



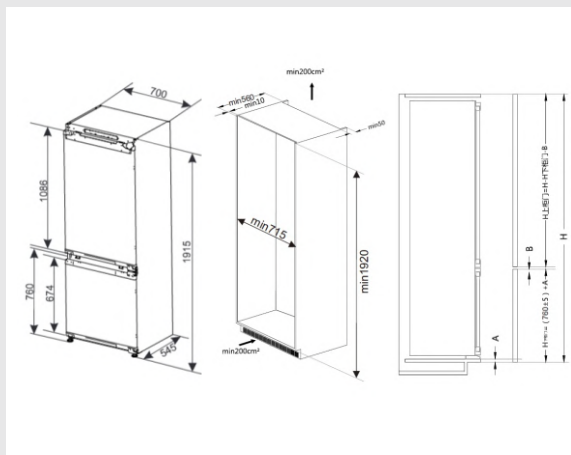
Capacity	▪ Loading Capacity(pcs/40HQ)	105	105
	▪ Total Net Capacity (L)	208	260
	▪ Fridge net capacity (L)	-	260
	▪ Freezer net capacity (L)	208	-
	▪ 4 star freezing	✓	-
	▪ Controlling mode	Electronic control	Electronic control
Function controlling	▪ Refrigerating cycle	Single cycle	Single cycle
	▪ Defrosting	Frost free	Frost free
	▪ Fast cooling function	-	✓
	▪ Fast freezing function	✓	-
	▪ LED light	-	✓
Others	▪ Refrigerant	R600a	R600a
	▪ Climate	N-T	N-T

MDRF 375WEBI

MSRF250WEBI

- Rated Power:160W ▪ Rated Voltage:220 - 240V
- Available power cable length: 200cm ▪ Reversible door

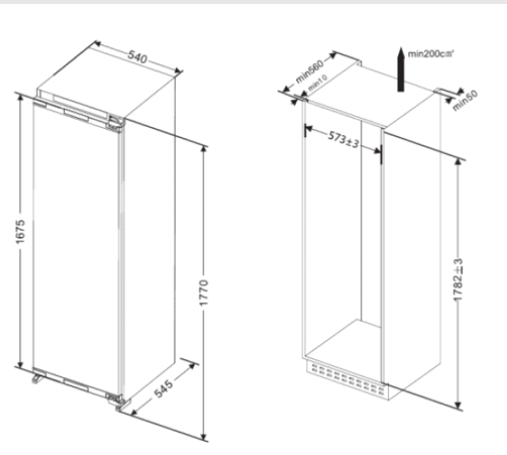
- Cabinet dimension(H×W×Dmm): 1920×715×560
- Product dimension(H×W×Dmm): 1915×700×545



unit : (mm)

- Rated Voltage: 220-240
- Available power cable length: 200cm Reversible door

- Cabinet dimension(H×W×Dmm): 1782×573×560
- Product dimension(H×W×Dmm): 1770×540×545



unit : (mm)

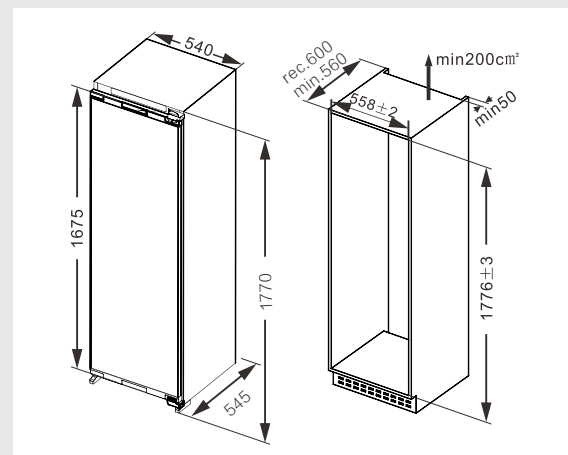
• Detailed contents in kind prevail

MSF 230WEBI

MSL 330WEBI

- Rated Power:160W ▪ Rated Voltage:220 - 240V
- Available power cable length: 200cm ▪ Reversible door

- Cabinet dimension(H×W×Dmm): 1776×558×560
- Product dimension(H×W×Dmm): 1770×540×545

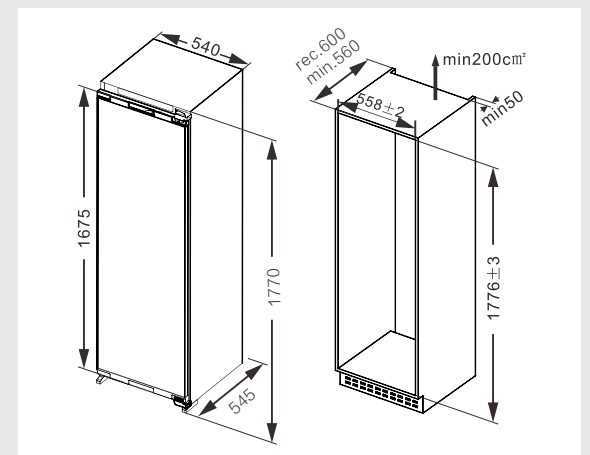


unit : (mm)

• Detailed contents in kind prevail

- Rated Power:180W ▪ Rated Voltage:220 - 240V
- Available power cable length: 200cm ▪ Reversible door

- Cabinet dimension(H×W×Dmm): 1776×558×560
- Product dimension(H×W×Dmm): 1770×540×545





unit : (mm)

Built-in Wine Cellar (frost free)

ACWC053B


ACWC088B



Capacity	▪ Loading Capacity(pcs/40HQ)	215	105
	▪ Total Net Capacity (L)	122	260
	▪ Fridge net capacity (L)	122	260
	▪ Freezer net capacity (L)	0	0
	▪ 4 star freezing	-	-
Function controlling	▪ Controlling mode	Electronic control	Electronic control
	▪ Refrigerating cycle	Single cycle	Single cycle
	▪ Defrosting	Frost free	Frost free
	▪ Fast cooling function	-	-
	▪ Fast freezing function	-	-
Others	▪ LED light	✓	✓
	▪ Refrigerant	R600a	R600a
	▪ Climate	N-T	N-T

Built-in Wine Cellar (frost free)

MSL140WEG-GM

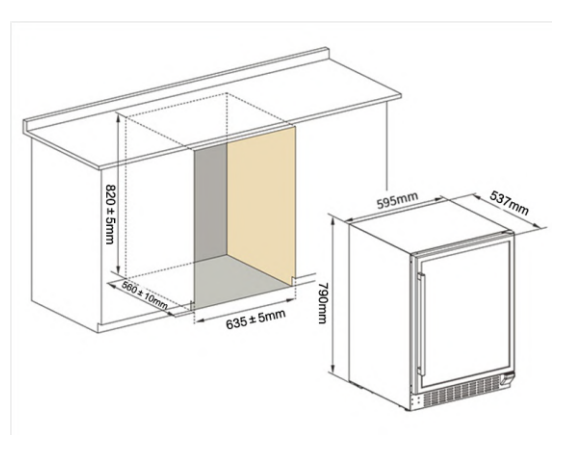


Capacity	▪ Loading Capacity(pcs/40HQ)	202	
	▪ Total Net Capacity (L)	140	
	▪ Fridge net capacity (L)	140	
	▪ Freezer net capacity (L)	-	
	▪ 4 star freezing	-	
Function controlling	▪ Controlling mode	Electrical control	
	▪ Refrigerating cycle	Single cycle	
	▪ Defrosting	Frost free	
	▪ Fast cooling function	-	
	▪ Fast freezing function	-	
Others	▪ LED light	✓	
	▪ Refrigerant	R600a	
	▪ Climate	N-T	

ACWC053B

- Rated Power:180W ▪ Rated Voltage:220 - 240V
- Available power cable length: 200cm

- Cabinet dimension(H×W×Dmm): 825×640×570
- Product dimension(H×W×Dmm): 790×595×537

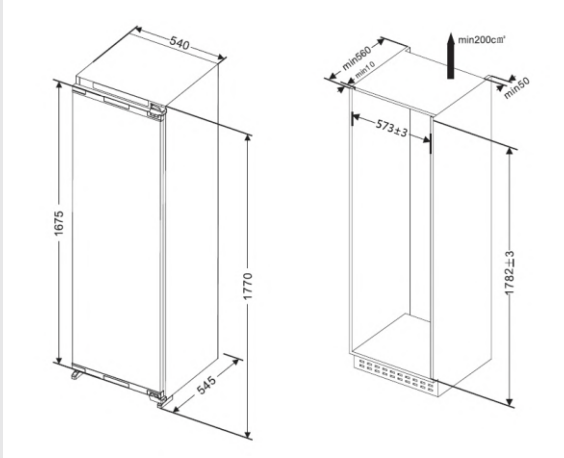


unit : (mm)

ACWC088B

- Rated Power:160W ▪ Rated Voltage:220 - 240V
- Available power cable length: 200cm

- Cabinet dimension(H×W×Dmm): 1785×576×560
- Product dimension(H×W×Dmm): 1770×540×545

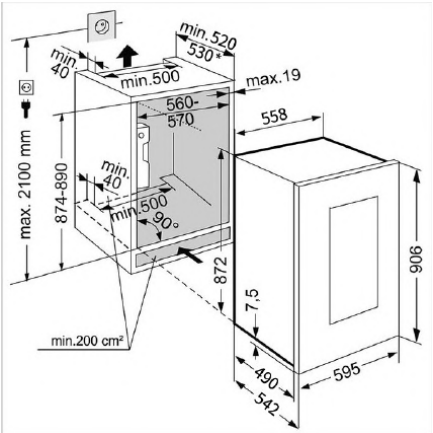


unit : (mm)

MSL140WEG-GM

- Rated Power: 150W ▪ Rated Voltage: 220-240V
- Available power cable length: 200cm ▪ Reversible door

- Cabinet dimension(H×W×Dmm): 890x570x530
- Product dimension(H×W×Dmm): 906x595x542



unit : (mm)

• Detailed contents in kind prevail

• Detailed contents in kind prevail

